

Appendix Two

Children and Young People's Plan 2008/2009

Performance Management Full Commentary Report

Quarter Four (1st January 2009 – 31st March 2009)/ 2008/09 Outturn

This report shows provides information on the current status and performance commentary on the indicators considered to be key in improving services for Children's and Young People in Staffordshire.

The key indicators considered important to assessing improvements in services for Children's and Young People are focussed around the five outcomes of *Every Child Matters*, to ensure that Staffordshire's children and young people can: Be Healthy, Stay Safe, Enjoy & Achieve, Make a Positive Contribution and Achieve Economic Wellbeing.

Be Healthy

Staffordshire Childrens Trust has identified that a key priority for Children and Young Peoples Services in Staffordshire is that all children and young people get the best start in life and are physically healthy, have emotional and mental well-being and stability. The key priorities for Being Healthy are as follows

Indicator	CYP 1.1.1 – LAA Indicator NI 112 (CTP1)
	Under 18 conception rate
Responsible Officer	Sharon Moore (Sue Mulroy)
Current Target	30.9
Quarter Result	N/A (annual target)
Projected Outturn	N/A
Actual Outturn	42.0
Polarity	Low outturn positive
RAG Rating	Red
Trend	↗ 1 Year
Indicator Quarterly Commentary	
<p>This indicator has been rated as red, as based on the current performance against target, the target has not been achieved, and there is considerable distance to travel to the target. (Target 2008/09: 30.9 per 1000 17 year olds. Current performance: 42.0 per 1000 17 years olds), however current data does show an improvement on the 2007/08 baseline of 43.2 per 1000 17 year olds. The direction of travel has been sustained throughout this financial year (provisional data reported in quarter two show performance at 41.5 per 1000 17 year olds).</p> <p>Activities have taken place to ensure a change in direction for 2009/10. an Executive Steering Group has been re-established and chaired by Peter Traves, Director of Children Services. Following National Support Team visit an action plan is being developed to address the gaps and weaknesses identified. Recruitment to the post of a full time Teenage pregnancy co coordinator has commenced. A multi-agency visioning event held where commitment was given to improving performance through shared ownership of the agenda.</p>	
Actions taken	
<p>Key activities delivered during quarter four: Emergency Hormone Contraception (EHC) review was undertaken in 2008/09. A new tier 1 and tier 2 pharmacy service has been commissioned across North Staffordshire to improve access to Emergency Hormone Contraception. This service is focused within the locality hot spot areas and in rural areas where access to other service is difficult. The locality plan for Newcastle under Lyme has been completed for the year with all actions implemented on time. CIAB (Clinic in a Box) continues to be delivered within schools across the area. Open access Contraception Adolescence Sexual Health (CASH) services for young people continue to be delivered throughout the area</p>	

The Sexual Health Commissioner has now left the County Council, it is envisaged therefore that fresh eyes will be addressing the Choosing health; Vital Signs, National Service Framework for children, maternity services and families and You're Welcome criteria. Leading to better outcomes for children and young people.

The Support Service for Young families is embedded in the development of Targeted Youth Support Services as part of Staffordshire's Integrated Youth Support Services. This in turn will improve outcomes for children and young people by a greater emphasis upon multi-agency prevention teams.

Local areas have or are developing strong partnership plans to ensure services are well marketed and covered across the hot spot areas, focusing on prevention, intervention and support for teenage pregnancy. These local plans will improve the lives of children and young people through reducing teenage pregnancy in the long term, empowering young people to make informed choices about sex and contraception and reducing the prevalence of children born to teenage parents.

Actions proposed

Key Actions proposed for next year 2009/2010 in relation to delivering services linked to this indicator: Appointment of a Teenage Pregnancy Co-ordinator. Development of system to collect maximum Teenage Pregnancy Data Set to feed into commissioning intentions and service development. Media and communication strategy. Additional investment from South Staffordshire Primary Care Trust re Preventative services. Additional investment to ensure support for teen parents to prevent second conceptions and break the cycle of child poverty

NHS North Staffordshire: Continue to roll out Tier 1 and 2 Pharmacy Emergency Hormone Contraception scheme. Continue to provide Clinic in a Box and Contraception Adolescence Sexual Health services. Support roll out of C-card Scheme. Support preparation for Sexual Relationship Education delivery in Schools from 2011. Support revision and refresh of Teenage Pregnancy action plan for Newcastle under Lyme and support implementation. Implement Staffordshire Moorlands locality teenage pregnancy action plan through Childrens Trust board Task and Finish group.

Risks identified to achieving indicator

Brief description of risk:	Probability	Impact	Please outline the mitigating actions put in place to reduce the risk
Delay in appointing TP coordinator	3	5	Post to be advertised in national press as well as regionally and across agencies
Lack of financial investment to enable 1 x SSYF worker per district	3	5	Ongoing development of TYS

Indicator	CYP 1.2.1 – LAA Indicator NI 56 (CCT2)
	Obesity in primary school age children in Year 6 DCSF DSO
Responsible Officer	Judith Bell
Current Target	Obese: 17.7% [Coverage: 86.5%]
Quarter Result	N/A (annual target)
Projected Outturn	19.5%
Actual Outturn	Not yet available
Polarity	Low outturn positive
RAG Rating	Red
Trend	↓ 1 Year

Indicator Quarterly Commentary

The indicator lead has outlined that a rating of red has been given for this indicator, as based on the 2007/2008 National Child Measurement Programme data compared to the baseline data for 2006/2007 there has been an increase in the number of children recorded as obese in year 6 both in the North and South Staffordshire Primary Care Trust area (16.8 to 19% in south Staffordshire and 18.8% to 19.4% in north Staffordshire). This information is based on trend only and not the true data set. This true data set will not be available until 2009/2010.

This indicator remains marked as red due to the trends seen in the 2007/2008 data set compared to the 2006/2007 data where both NHS North Staffordshire and South Staffordshire Primary Care Trust areas have seen a rise in year 6 recorded obesity levels. This is potentially due to the increase in coverage that has

occurred in South Staffordshire 76.9% to 84.7%. This data is within the confidence intervals set at 5% but is determined as a downward trend by the Department of Health and hence has been stated as red for this quarter return based on the data that has been received. It must be noted that the cohort that was measured for this dataset is prior to the establishment of the 2008/2011 Local Area Agreement target.

Good performance in relation to this indicator has a direct impact on the lives of children and young people in Staffordshire, this impact includes: Partners are working together to coordinate delivery around healthy eating and physical activity. There is a clear healthy weight pathway for children identified and agreed across Staffordshire so partners can sign post families and children to appropriate services. Targeted evidence based weight management services are now available in some areas for children and this provision is growing. Opportunities for children to participate in regular physical activity is increasing across the county so that children can meet their 60 minute target in fun and safe environments. Children, families and communities are being supported to through targeted provision to help children maintain a healthy weight.

The indicator still continues to move forward in conjunction with NI 55 (Reception Year). The delivery plan to increase coverage continues to be monitored and driven forward by both North Staffordshire and South Staffordshire Primary Care Trust in conjunction with key partners and the School Health Improvement Partners. Service specification and data governance have been agreed by both North Staffordshire and South Staffordshire Primary Care Trust for this measurement programme.

Staffordshire's Childrens Healthy Weight group have continued to full fill the following objectives stated within the terms of reference for this year: Completed the groups agreed 2008/2009 action plan for childhood obesity targets for Local Area Agreement; Identified what works in both prevention and management of childhood obesity and drafted a childrens Healthy Weight framework to display this information for key stakeholders; Agreed timed priorities based on the Local Area Agreement targets and the Children and Young Peoples Plan and implemented these; Responded to new evidence on childhood obesity as it became available; Reported progress on the indicator in accordance with the Local Area Agreement and Children and Young Peoples Plan requirements; Met on a two monthly basis meeting twice this quarter; Partners within the group have ensured other delivery plans support this target where appropriate within locality Childrens Trust plans and partner business plans.

The Childrens Healthy Weight task and finish sub group led a key stakeholder engagement event in March for Staffordshire. This half day event set the local picture for childhood obesity and was used to launch the draft evidence framework for consultation and feedback. 29 people and 13 partners from around the county attended this event. All delegates agreed that the evidence framework will be a useful local tool for addressing childhood obesity within their local areas. Lots of feedback was gained on the tool in terms of how it can be improved and made more user friendly for key partners and stakeholders.

The second part of the event looked at the local picture. Delegates were split into double district locality groups and discussed how the tool could be used locally and key areas for action within their local areas concluding with two key priority actions for each locality and one key action for Staffordshire that will lead to reduction in childhood obesity and meeting this target. These actions will be taken forward in next years delivery plan for Staffordshire's Healthy Weight Group.

Actions taken

Key activities delivered during quarter four: NHS North Staffordshire: Two initial 10 week childhood weight management programmes have been completed. where all of the children have successfully had reductions in their BMIs and moved towards a more healthy weight. Further programmes of this nature and new services for children in line with the obesity care pathway for North Staffordshire are being commissioned in line with North Staffordshire Healthy Weight 5 year Strategy. The focus of these commissioned services is on ensuring a good breadth of delivery for children is available for years 5 and 6 around physical activity participation, healthy eating and targeted weight management programmes. An example of these programmes that have been commissioned this quarter are pedometer loan scheme in schools, spin bike classes in and out of school, School and community based dance clubs and competitions using electronic Dance mat systems, Free swimming prior to the launch of the national free swimming programme for under 16 years, Holiday and term time multi skills activity sessions and football sessions, Targeted MEND weight management programmes (The MEND Programme is a fun course for families with children aged 7 to 13 whose weight is above the healthy range for their age and height. It runs twice a week after school in two hour sessions over 10 weeks.) and follow on MEND programmes for children and their families, Lifestyle Triple P parenting programmes (Lifestyle Triple P Programme - a Positive Parenting Programme, providing parenting support for families, and support to help children to maintain a healthy weight), Capacity building within services to increase the uptake of breastfeeding and Healthy Eating and Oral Health Award Accreditation of targeted Nurseries.

South Staffordshire PCT: Continued to commission weight management services for children in line with their agreed service specification through the PBC's (Practice Based Commissioning Services). Developed breastfeeding plan for 09/10. Continued to support the delivery of the Staffordshire Healthy Weight Group

action plan and the development of the Staffordshire Healthy Weight framework.

Staffordshire Healthy Schools: Continue to meet their national milestones for Staffordshire's Schools achieving National Healthy School Status. 136 schools are working toward Healthy School status and 264 have achieved healthy school status 66% of Staffordshire schools have achieved this status with 100% of eligible schools involved in the programme.

Staffordshire School Sports Partnerships: Continue to develop their plans to work towards the 5 hour offer to ensure a consistent message between health and education physical activity targets.

Staffordshire County Council: The developed award Nurturing Health for Staffordshire's early years is being piloted in Tamworth.

Actions proposed

Key Actions proposed for next year 2009/2010 in relation to delivering services linked to this indicator:
 Staffordshire's Healthy Weight Group: Refresh the draft Strategic Framework for Healthy Weight in Children across all four tiers of the obesity care pathway based on feedback from the engagement event and feedback to partners. Continue to implement agreed action plan to improve coverage of the uptake of the National Child Measurement Programme in children across North and South Staffordshire. Review and update Staffordshire's Children's Healthy Weight Group action plan reflecting on the priorities for action highlighted from the Staffordshire's Healthy weight engagement event on the 20th March 2009. This Action plan will include: Widen Membership of the Children's Healthy Weight Group; Support and develop local area action plans (and have a named lead in each) within the Children Trust Boards based on the Healthy Weight; Framework to deliver against this target.

NHS North Staffordshire: Continue to commission Mind exercise nutrition and Do it for Current Year 5 and Year 6: Procure weight management programme for Current Year 5 and 6 children; Procure community cooking skills programme for children targeting years 5 and 6 and their families; Re-commission school holiday and term time Physical Activity opportunities; Commission training and development for key health workers, clinicians and key workers in contact with children young people and their families re obesity management; Lead on NI56 and NI55 delivery plan within Newcastle under Lyme and Staffordshire Moorlands Children's Trust Plans.

Staffordshire Healthy Schools: Continue to support schools to achieve healthy schools status.

Staffordshire School Sports Partnerships: Continue to work towards all children aged between 5 and 16 receiving 2 hours of quality Physical Education and being offered 3 hours of extra curricula school sport.

Staffordshire County Council: Support the work of the healthy weight group and the delivery of NI56 within the locality Children Trust Plans.

South Staffordshire Primary Care Trust: Continue to work with PBC's to commission weight management programmes for children; Continue to move forward on National Support Team visit recommendations for childhood obesity; Continue to support implementation and development of Staffordshire's Healthy Weight Group. Lead on NI56 and NI55 delivery plan within South Staffordshire Primary Care Trust district Children's Trust Plans

Risks identified to achieving indicator

Brief description of risk:	Probability	Impact	Please outline the mitigating actions put in place to reduce the risk
Obesity levels do not fall	4	5	Key stakeholders have developed and are refreshing action plans theirs and joint action plans such as the locality Children's Trust Board plans to ensure resources are focused on this target to implement the plans. Staffordshire's LAA Healthy Weight Group will promote the most effective interventions drawn from the Staffordshire's Strategic Healthy Weight Framework for Commissioners and Providers so that it can be reflected in their plans. Staffordshire Healthy Weight Group will continue to engage wider partners in delivering against this target.

Indicator CYP 1.2.2 - NI 55 (CCT1)

	Obesity in primary school age children in Reception
Responsible Officer	Judith Bell & Cheryl Sherratt
Current Target	Obese: 10.6% [Coverage: 86.6%]
Quarter Result	N/A (annual target)
Projected Outturn	9.5%
Actual Outturn	Not yet available
Polarity	Low outturn positive
RAG Rating	Strong Green
Trend	↗ 1 Year

Indicator Quarterly Commentary

The indicator lead has outlined that a rating of green has been given for this indicator, as based on the 2007/2008 National Child Measurement Programme data compared to the baseline data for 2006/2007 there has been a decrease in the number of children recorded as obese in reception year in North Staffordshire (12.4% to 10.7%) and an increase in South Staffordshire Primary Care Trust area (8.4% to 9%). This information is based on trend only and not the true data set. This data set will not be available until 2009/2010.

This indicator has been marked as green due to the trends seen in the 2007/2008 data set compared to the 2006/2007 baseline data. There has been a rise in South Staffordshire's recorded Reception year obesity levels by 0.6%. This is likely to be due to their increase in coverage from 60.6% to 79%. North Staffordshire's have seen a reduction of 1.7% which is likely to be due to the decrease in coverage from 83.1% to 80.2%. It must be noted that the cohort that was measured for this dataset is prior to the establishment of the 2008/2011 Local Area Agreement target.

Good performance in relation to this indicator has a direct impact on the lives of children and young people in Staffordshire, this impact includes: Partners are working together to coordinate delivery around healthy eating and physical activity. There is a clear healthy weight pathway for children identified and agreed across Staffordshire so partners can sign post families and children to appropriate services. Targeted evidence based weight management services are now available in some areas for children and this provision is growing. Opportunities for children to participate in regular physical activity is increasing across the county so that children can meet their 60 minute target in fun and safe environments. Children, families and communities are being supported to through targeted provision to help children maintain a healthy weight.

The indicator still continues to move forward in conjunction with NI 56 (Year 6 obesity levels). The delivery plan to increase coverage continues to be monitored and driven forward by both North Staffordshire and South Staffordshire Primary Care Trust in conjunction with key partners and the School Health Improvement Partners. Service specification and data governance have been agreed by both North Staffordshire and South Staffordshire Primary Care Trust for this measurement programme.

Staffordshire's Childrens Healthy Weight group have continued to full fill the following objectives stated within the terms of reference for this year: Completed the groups agreed 2008/2009 action plan for childhood obesity targets for Local Area Agreement; Identified what works in both prevention and management of childhood obesity and drafted a childrens Healthy Weight framework to display this information for key stakeholders; Agreed timed priorities based on the Local Area Agreement targets and the Children and Young Peoples Plan and implemented these; Responded to new evidence on childhood obesity as it became available; Reported progress on the indicator in accordance with the Local Area Agreement and Children and Young Peoples Plan requirements; Met on a two monthly basis meeting twice this quarter; Partners within the group have ensured other delivery plans support this target where appropriate within locality Childrens Trust plans and partner business plans.

The Childrens Healthy Weight task and finish sub group led a key stakeholder engagement event in March for Staffordshire. This half day event set the local picture for childhood obesity and was used to launch the draft evidence framework for consultation and feedback. 29 people and 13 partners from around the county attended this event. All delegates agreed that the evidence framework will be a useful local tool for addressing childhood obesity within their local areas. Lots of feedback was gained on the tool in terms of how it can be improved and made more user friendly for key partners and stakeholders.

The second part of the event looked at the local picture. Delegates were split into double district locality groups and discussed how the tool could be used locally and key areas for action within their local areas concluding with two key priority actions for each locality and one key action for Staffordshire that will lead to reduction in childhood obesity and meeting this target. These actions will be taken forward in next years delivery plan for

Staffordshire's Healthy Weight Group.
Actions taken
<p>Key activities delivered during quarter four: NHS North Staffordshire: Two initial 10 week childhood weight management programmes have been completed. where all of the children have successfully had reductions in their BMIs and moved towards a more healthy weight. Further programmes of this nature and new services for children in line with the obesity care pathway for North Staffordshire are being commissioned in line with North Staffordshire Healthy Weight 5 year Strategy. The focus of these commissioned services is on ensuring a good breadth of delivery for children is available for years 5 and 6 around physical activity participation, healthy eating and targeted weight management programmes. An example of these programmes that have been commissioned this quarter are pedometer loan scheme in schools, spin bike classes in and out of school, School and community based dance clubs and competitions using electronic Dance mat systems, Free swimming prior to the launch of the national free swimming programme for under 16 years, Holiday and term time multi skills activity sessions and football sessions, Targeted MEND weight management programmes (The MEND Programme is a fun course for families with children aged 7 to 13 whose weight is above the healthy range for their age and height. It runs twice a week after school in two hour sessions over 10 weeks.) and follow on MEND programmes for children and their families, Lifestyle Triple P parenting programmes (Lifestyle Triple P Programme - a Positive Parenting Programme, providing parenting support for families, and support to help children to maintain a healthy weight), Capacity building within services to increase the uptake of breastfeeding and Healthy Eating and Oral Health Award Accreditation of targeted Nurseries.</p> <p>South Staffordshire PCT: Continued to commission weight management services for children in line with their agreed service specification through the PBC's (Practice Based Commissioning Services). Developed breastfeeding plan for 09/10. Continued to support the delivery of the Staffordshire Healthy Weight Group action plan and the development of the Staffordshire Healthy Weight framework.</p> <p>Staffordshire Healthy Schools: Continue to meet their national milestones for Staffordshire's Schools achieving National Healthy School Status. 136 schools are working toward Healthy School status and 264 have achieved healthy school status 66% of Staffordshire schools have achieved this status with 100% of eligible schools involved in the programme.</p> <p>Staffordshire School Sports Partnerships: Continue to develop their plans to work towards the 5 hour offer to ensure a consistent message between health and education physical activity targets.</p> <p>Staffordshire County Council: The developed award Nurturing Health for Staffordshire's early years is being piloted in Tamworth.</p>
Actions proposed
<p>Key Actions proposed for next year 2009/2010 in relation to delivering services linked to this indicator: Staffordshire's Healthy Weight Group: Refresh the draft Strategic Framework for Healthy Weight in Children across all four tiers of the obesity care pathway based on feedback from the engagement event and feedback to partners. Continue to implement agreed action plan to improve coverage of the uptake of the National Child Measurement Programme in children across North and South Staffordshire. Review and update Staffordshire's Children's Healthy Weight Group action plan reflecting on the priorities for action highlighted from the Staffordshire's Healthy weight engagement event on the 20th March 2009. This Action plan will include: Widen Membership of the Childrens Healthy Weight Group; Support and develop local area action plans (and have a named lead in each) within the Children Trust Boards based on the Healthy Weight; Framework to deliver against this target.</p> <p>NHS North Staffordshire: Continue to commission Mind exercise nutrition and Do it for Current Year 5 and Year 6: Procure weight management programme for Current Year 5 and 6 children; Procure community cooking skills programme for children targeting years 5 and 6 and their families; Re-commission school holiday and term time Physical Activity opportunities; Commission training and development for key health workers, clinicians and key workers in contact with children young people and their families re obesity management; Lead on NI56 and NI55 delivery plan within Newcastle under Lyme and Staffordshire Moorlands Children's Trust Plans.</p> <p>Staffordshire Healthy Schools: Continue to support schools to achieve healthy schools status.</p> <p>Staffordshire School Sports Partnerships: Continue to work towards all children aged between 5 and 16 receiving 2 hours of quality Physical Education and being offered 3 hours of extra curricula school sport.</p> <p>Staffordshire County Council: Support the work of the healthy weight group and the delivery of NI56 within the locality Children Trust Plans.</p> <p>South Staffordshire Primary Care Trust: Continue to work with PBC's to commission weight management programmes for children; Continue to move forward on National Support Team visit recommendations for</p>

childhood obesity; Continue to support implementation and development of Staffordshire's Healthy Weight Group. Lead on NI56 and NI55 delivery plan within South Staffordshire Primary Care Trust district Children's Trust Plans			
Risks identified to achieving indicator			
Brief description of risk:	Probability	Impact	Please outline the mitigating actions put in place to reduce the risk
Obesity levels do not fall	4	5	Key stakeholders have developed and are refreshing action plans theirs and joint action plans such as the locality Children's Trust Board plans to ensure resources are focused on this target to implement the plans. Staffordshire's LAA Healthy Weight Group will promote the most effective interventions drawn from the Staffordshire's Strategic Healthy Weight Framework for Commissioners and Providers so that it can be reflected in their plans. Staffordshire Healthy Weight Group will continue to engage wider partners in delivering against this target.

Indicator	CYP 1.3.1 - NI 115 (CCT3)
	Substance misuse by young people PSA 14 - Young Peoples perception of substance misuse through the Tell Us Survey
Responsible Officer	Alison Perry (Martyn Baggeley)
Current Target	N/A indicator to be measured from 2009
Quarter Result	N/A (annual target)
Projected Outturn	N/A
Actual Outturn	N/A indicator to be measured from 2009
Polarity	Lower outturn is positive
RAG Rating	N/A
Trend	Not calculated
Indicator	CYP 1.3.2 (CCT9) (Local Indicator)
	Substance misuse by young people PSA 14 - accessing support
Responsible Officer	Alison Perry (Martyn Baggeley)
Current Target	265
Quarter Result	252
Projected Outturn	
Actual Outturn	252
Polarity	High outturn positive
RAG Rating	Green
Trend	↗ 3 Quarters
Indicator Quarterly Commentary	
<p>This indicator has been rated as green, as the numbers entering Tier 3 treatment services, demonstrates that our services are meeting (on behalf of the county) the needs of young people with complex drug and alcohol problems. We have continued to build on the improvement seen in service performance last year, and are rated green by the National Treatment Agency for value for money (cost per person, see below). Quarter three cost per person (confirmed) is £1,850.245, which comfortably fits with the National Treatment Agency guidance (which states that for a green rating cost per person should fall within the £1000 - £3000 bracket) provisional quarter four cost (from local data) is projected at £1,527 As such we are outperforming most of our regional neighbours on value for money. Our Service budget for this service for 2008/09 is £384,85, the target cost is £1542 per person</p> <p>There has been continued progress through quarter four. Confirmed quarter three National Drug Treatment</p>	

Monitoring System data has confirmed we are maintaining (and still improving on) last years substantially improved performance for young people accessing Tier 3 treatment. 54% of presentations have been for alcohol (overall tiers 2 & 3) so we continue to be confident at these issues are being effectively picked up and referred on appropriately by referral agencies, especially at tier 3 where 57% of presentations are now for alcohol. This work will also make an important contribution to the NI 39 alcohol related harm hospital admissions Local Area Agreement target by ensuring complex cases for alcohol are quickly referred into effective treatment.

Actions taken

Key activities delivered during quarter four: Since the last report the Young People's Annual Needs Assessment has been launched (Feb 09) which identifies service development and commissioning priorities for 2009/10. The Young People's Substance Misuse draft plan was received well at the National Treatment Agency / Department Children Schools and Families, quarter 3 review in March 2009 and no difficulties were reported in respect of the quarter 3 performance summary.

The successful joint bid between Staffordshire and Stoke on Trent, to the Home Office for a Young Peoples Alcohol Arrest Referral Pilot Scheme is now being implemented. Staff have been recruited and referral, screening and monitoring systems being developed. The expected official launch date for the scheme is the beginning of May 2009 to run in line with the Home Office national launch. This means that young people arrested for drug and alcohol offences will be referred post screening into specialist/targeted services ensuring appropriate support from both a health perspective and also reducing alcohol related crime and anti-social behaviour.

The new Education Projects officer came into post in February 2009, working alongside the existing Schools Personal, social and health education (PSHE) Drugs and Alcohol officers, their role will be to develop targeted education approaches in response to local specific need. The officer will take their lead from the Needs Assessment and Treatment Plan which follows to target work where young people are engaging in high risk activity.

The service supports young people to stop drug and alcohol misuse, and through harm minimisation guidance, use more safely. Young people are also supported back into Education Employment and Training, or generic education, and activities. There is also support available to parents/carers through referral to the Barnardos parent carer support service.

Actions proposed

Key Actions proposed for next year 2009/2010 in relation to delivering services linked to this indicator: Continue to work with service providers to continue to develop care pathways for transition from young people to adult services at 18/19 and further develop pathways into Education Employment and Training options. Ongoing development and monitoring of the Young Peoples Alcohol Arrest Referral pilot scheme. Carry out clinical management review by an independent consultant. Carry out evaluation of the drugs education programme. Explore local alternatives to Tier 4 rehab through working in partnership across a range of agencies including Housing, Education and Social Care and Health.

Risks identified to achieving indicator

Brief description of risk:	Probability	Impact	Please outline the mitigating actions put in place to reduce the risk
No risks have been identified for this indicator			

Indicator	CYP 1.4.1 - LAA Indicator NI 51 (CLA14) Effectiveness of child and adolescent mental health (CAMHS) services
Responsible Officer	Sally Rowe / Peter Gray
Current Target	13
Quarter Result	N/A (annual target)
Projected Outturn	13
Actual Outturn	Not yet available
Polarity	High outturn positive
RAG Rating	Green

Trend	1 Year		
Indicator Quarterly Commentary			
<p>The indicator lead has outlined that a rating of green be given because, early assessment of the effectiveness of Staffordshire's child and adolescent mental health services indicators that the service is on track to deliver against the target, current performance is recorded as 10.</p> <p>The Child Health Strategy was due to be released during the summer of 2008, this was subsequently been delayed and has now been published in February 2009. One of the priority areas identified within this document is the need to address the health needs of adolescents. Primary Care Trusts and Local Authorities have been tasked with developing a strategy and associated 5 – 10 year health improvement action plan to meet the needs of these young people and their families.</p> <p>A multi-agency working group has been established to develop this work. The key areas of work have been identified as follows: participation and engagement, services for children who are ill, disabled, and/or have life limiting conditions, transition, teenage pregnancy and sexual health, risk taking behaviour, mental health, agreed understanding of universal, targeted and complex services (including young people's mental health in secure settings), development of integrated pathways of care and integrated services, commissioning and the workforce.</p> <p>This is an initial identification of priorities and all of the above require further significant work to identify the current provision and the gaps which need to be addressed.</p> <p>The strategy seeks to add value to the plans and strategies already in place and provide the opportunity for further integration of services for this group. It will also provide the opportunity to look at transition in its broadest sense and support the development of transition strategies across agencies. The Strategy will be completed by the end of March 2009 and will be integral to the Primary Care Trusts Strategic Plans as well as the County Children and Young Peoples Plan.</p>			
Actions taken			
<p>Key activities delivered during quarter four: The Child and Adolescent Mental Health Service in School Settings framework reviewed</p> <p>Progress made toward developing new services in relation to Child and Adolescent Mental Health Service provision for children, Autism services recommendations from Service Level Agreement, and Early Intervention services in North Staffordshire.</p> <p>Child and Adolescent Mental Health Service Strategic Action Plans signed-off by partner agencies and monitoring framework has been agreed</p> <p>Discussions underway with Staffordshire Primary Care Trusts (employing organisation) about how the post will be covered as it has now become apparent that the coordinator will not be returning to work in this financial year.</p> <p>Review undertaken by Staffordshire Strategic Health Authority in respects to Staffordshire Child and Adolescent Mental Health Service self assessment re this indicator.</p>			
Actions proposed			
<p>Key Actions proposed for next year 2009/2010 in relation to delivering services linked to this indicator: Developing accessible tier 3&4 services for learning disabled children & young people and their families; Improve access for 16 & 17 year olds to mental health services and developing better transitional arrangements with adult mental health services; Improve the access to 24/7 mental health services through better pathways; Rolling out early Intervention delivery through school based Child and Adolescent Mental Health Service and emotional health awareness/competency training for first line practitioners</p>			
Risks identified to achieving indicator			
Brief description of risk:	Probability	Impact	Please outline the mitigating actions put in place to reduce the risk
Long term sickness of CAMHS coordinator is now becoming a significant issues	4	4	Discussions underway with Staffs PCT (employing organisation) about how the post will be covered as it has now become apparent that the coordinator will not be returning to work in this financial year.

Indicator	CYP 1.5.1 - NI 198 (DRS 12)
------------------	------------------------------------

	Children travelling to school – mode of transport usually used (To have no increase in the percentage of journeys to school by single occupancy cars as a proportion of all modes.)		
Responsible Officer	Nick Lloyd		
Current Target	32.10%		
Quarter Result	N/A (annual target)		
Projected Outturn	32.10%		
Actual Outturn	Not yet available		
Polarity	Low outturn		
RAG Rating	Green		
Trend	↗ 1 Year		
Indicator Quarterly Commentary			
Submitted 53 travel plans for Department Children Schools and Families grant. Trained 4200 children to Bikeability Level 2. More than 1500 children participated in Basic Skills and Introduction to on road. 3058 children received pedestrian training (13324 in the year). 3 Walking Buses established in the quarter, 36 within the year. There are currently 148 buses running throughout the county. Waiting data to confirm outturn for 2008/09			
Actions taken			
Please see above			
Actions proposed			
Notification that Staffordshire County Council successful in bid for funding for Bikeability 09/10 to train 6410 children. Monitoring and review of travel plans. Promotion of sustainable travel initiatives. Promotion of walk to school week - May 2010.			
Risks identified to achieving indicator			
Brief description of risk:	Probability	Impact	Please outline the mitigating actions put in place to reduce the risk
No risks have been identified for this indicator			

Indicator	CYP 1.5.2 - NI 57 (CSI58) Children and young people's participation in high quality PE and sport DCSF DSO		
Responsible Officer	Bill Dewar		
Current Target	90.0%		
Quarter Result	N/A (annual target, academic year)		
Projected Outturn	90.0%		
Actual Outturn	Available October 2009		
Polarity	High outturn positive		
RAG Rating	Green		
Trend	↗ 1 Year		
Indicator Quarterly Commentary			
The indicator lead has outlined that a rating of amber be given because, although performance against target data for this indicator is not available until October 2009 (results of national assessment of service are published), milestone target information that has been provided based on delivery during the academic year 2007, indicates that we are well on track to deliver the 2009/10 (academic year 2008) target of 90.0%. Milestone data: 86.25% against a target of 85.0%, variance from 2009/10 target of 90.0% is 3.8%. Two years ago, Staffordshire was 3% below the PSA target (from a baseline of 72.0%), now (2008 PSA target 85.0%) Staffordshire is 1.25% above the target based on this milestone data. This is a significant improvement and the Physical Activity agenda. However we are still performing below the national average of 90.0%. The			

direction of travel continues to be positive but the move towards 90% and 100% of young people is now about reaching schools which may not identify this as a key priority for them. As schools have the decision around the curriculum content this means the way forward to 90% and 100% is about winning hearts and minds of decision makers

The Physical Activity agenda is now reaching a point, where the figures of 90% and 100% will need some whole directorate / School Improvement Division messages around the importance of physical activity within schools curriculum. Without this some schools may continue to decide that this minimum two hours provision is not a priority for them.

The Workforce in this area are working hard on the ground with schools and teachers. The issue is now the challenge to school leaders around their provision within Staffordshire, some of this is already occurring e.g School Improvement Officers input at School Improvement Partner days and Head teachers briefings. The Ofsted criteria on Well Being should support work in this area.

Actions taken

Key activities delivered during quarter four: Establishment of eight School Sports Partnerships who oversee a Primary Link Teacher in every Primary School and a School Sports co-ordinator in every high school. Development plans established for strands of PESSYP (Physical Education, School Sport, Young People) based on local school need. Local Delivery Agency established to oversee and plan for continuing professional development for the wider workforce. Local Authority driven support programme 'LEAP', key stage one support, Parent support project, Boys Expression and Communication Dance project

School Improvement Officers support through Headteacher briefings, School Improvement Partner Briefings, Work with the County Sports Partnership, work with other key stakeholders including the Primary Care Trusts. Senior competition Manager established with a Competition Manager in each double district. Competition plan in place

The provision of sport and physical education is growing across all districts. The quality of provision is also being challenged. This is helping us to address the importance of physical activity as part of a young person healthy lifestyle.

This work is contributing to Local Area Agreement targets around positive participation and obesity. As a direct outcome of this work. 86% of young people in Staffordshire now receive at least two hours Physical Education and school sport per week. 41% of young people in Staffordshire have participated in a community sports, dance or multi skills clubs with links to their school: 18% of young people in Staffordshire have been involved in leadership activities within sport; 40% of young people in Staffordshire have been involved in inter school competition (between schools)

Actions proposed

Key Actions proposed for next year 2009/10 in relation to delivering services linked to this indicator: Continued focus on aspects noted above as each is ongoing or designed to last longer than one year. A need to work with Senior Leadership Team in the School Improvement Division and the wider directorate to develop a challenge to schools. The new Assistant Director for Well Being and Inclusion should be a key person to help drive this wider strategic issue forward.

Risks identified to achieving indicator

Brief description of risk:	Probability	Impact	Please outline the mitigating actions put in place to reduce the risk
Lack of wider support within SID/ wider directorate in order to challenge schools	2	4	SIO and wider well being team continually raising issues with SLT within SID. SIO briefings to SLT/ SIPs/ Head teachers/ Secondary Strategy Managers etc
Lack of engagement in "hard to reach schools"	4	5	Ensure schools are aware of OFSTED Well being Criteria, continue to brief/ challenge Headteacher around curriculum decisions, work closely with Healthy schools around provision

Indicator	CYP 1.7.1 - NI 53 (CCT4) Prevalence of breastfeeding at 6 – 8 weeks from birth PSA 12
Responsible Officer	Cheryl Sherratt
Current Target	Prevalence 26.1%

Quarter Result	N/A (currently annual target)
Projected Outturn	19.3%
Actual Outturn	Not available
Polarity	High outturn positive
RAG Rating	Red
Trend	→1 Quarter

Indicator Quarterly Commentary

This indicator has been risked assessed as red, as it is not possible to determine how we are performing against this indicator, no confirmed quarterly performance data has been provided to date. As no clear data has been available throughout the year, and only unvalidated proxy data was reported in quarter three, maintaining the baseline level has been given as the projected outturn, 19.3%.

Confirmation has been received from south Staffordshire Primary care Trust that data will be available for quarter four/year end after the 28th April, they are currently validating their child health data.

Like most Primary Care Trusts, South Staffordshire and North Staffordshire Primary Care Trusts are continuing to develop systems for monitoring continuation of breastfeeding. As confirmed data is not available, this data should be published on a quarterly basis however the Department of Health has recognised that as there is no robust data available proxy data can be used.

The ability to provide both data and commentary relating to activities being delivered to support the improvement of this indicator has been an ongoing concern since 2007.

Actions taken

Key activities delivered during quarter four: Breastfeeding strategy has been ratified in South Staffordshire. Both Primary Care Trusts are developing their plans to support the initiation of breastfeeding and for continuing support post birth, including peer support programmes, better liaison with midwifery and tightening commissioning arrangements with provider services.

Continuation of the development of data collections systems to provide robust information to inform service delivery and improvement around breastfeeding.

Increase data completeness at 6 to 8 week baby check. Benchmark practices across South Staffordshire Primary Care Trust and share information with practices.

Ensure Providers have a CQUIN (Commissioning for Quality and Innovation) within the contract to work towards Baby Friendly Certificate of commitment.

Community health visiting service CQUIN to develop pathway to measure breast feeding on discharge from Midwife and when baby is six weeks old. Provider arm contract to include Best practice in Community setting, Baby friendly Initiative.

Actions proposed

Key Actions proposed for next year 2009/2010 in relation to delivering services linked to this indicator: In line with breast feeding strategy increase the antenatal education and postnatal support for women (dependant on Local Delivery Plan funding). Implementation of the Strategy including the multidisciplinary training of staff. Breast feeding communication strategy implementation.

Risks identified to achieving indicator

Brief description of risk:	Probability	Impact	Please outline the mitigating actions put in place to reduce the risk
Data collection			Other methods of collection to be developed
Funding not identified to increase antenatal and post natal support			review of maternity services to ensure value for money
Baby friendly Initiative not achieved			CQUIN will provide a resource for providers

Indicator	CYP 1.7.2 - NI 54 (CDO1)
------------------	---------------------------------

	Services for disabled children PSA 12		
Responsible Officer	Sally Rowe		
Current Target	N/A – New National Indicator to be set in 2009 following Survey		
Quarter Result	N/A (annual target)		
Projected Outturn	N/A		
Actual Outturn	N/A – indicator will be measured from 2009		
Polarity	To be confirmed in 2009		
RAG Rating	Green		
Trend	Not calculated		
Indicator Quarterly Commentary			
<p>The indicator lead has outlined that a rating of green has been given for this indicator, and that progress against project objectives is travelling in the correct direction to delivery against the indicator, as although it is not possible to set targets for this indicator at present (awaiting completion of annual survey, which will allow for baseline to be established and targets set (see below)) this rating has been given because, with the project manager now in place and the project board established to deliver against this indicator, assessors from Together for Disabled Children have assessed Staffordshire's performance as 'fully met' against nine readiness criteria to be achieved by 31 March 2009, and are likely to be recommending that 4.6 million Aiming High funding be released to Staffordshire over the next two years.</p> <p>Methodology for the collection of data for NI54 has not been finalised and published by the Department of Children Schools and Families. It is currently being piloted with 30 or more Local Authorities who have included NI54 in their Local Area Agreement (not Staffordshire). It will be reviewed based on this experience. NI54 will seek to measure the satisfaction of parents of disabled children with information, participation, transparency, feedback and assessment. All of these elements have been incorporated into the workstreams of the Aiming High project. During January and February four events consulting with parents of disabled children on Aiming High, particularly participation and short term break services plus current satisfaction with services were held.</p>			
Actions taken			
<p>Key activities delivered during quarter four: Four Parent Consultation events have been held and feedback collated and published. Draft Strategy revised in light of parent consultation. Draft Strategy approved by Aiming High Board and prepared for April 2009 Cabinet.</p> <p>Year one has been a year of establishing strategy in consultation and partnership with parents, children and key agencies across the Childrens Trust. This strategy is currently going through final approvals process and should be agreed at Cabinet in April 2009. Aiming High will not be make a difference in the short term to the outcomes of the children and young people in Staffordshire, however, the access to 4.6 million extra funding for the expansion of short break services will make a difference in 2009/2010 and 2010/2011.</p>			
Actions proposed			
Key Actions proposed for next year 2009/10 in relation to delivering services linked to this indicator: Review Aiming High Board and Workstreams. Publish Aiming High Strategy and make widely available. Implement and monitor Aiming High Action Plan.			
Risks identified to achieving indicator			
Brief description of risk:	Probability	Impact	Please outline the mitigating actions put in place to reduce the risk
Indicator will be based on people's experience to date and it may take a while for Aiming High and its workstreams to make a significant difference.	3	3	Although we do not know how we will score against the indicator workstreams have been and will be working to improve performance in all of the key areas likely to be assessed.

Stay Safe

Staffordshire Childrens Trust has identified that a key priority for Children and Young Peoples Services in Staffordshire is that all children and young people stay safe and free from maltreatment, neglect, violence and sexual exploitation; protected from situations where they could receive accidental injuries; injuries that could cause death; are free bullying and discrimination; are not touched by crime or anti-social behaviour, whether as an offender or a victim; and have a secure and stable home. The key priorities for Staying Safe are as follows

Indicator	CYP 2.1.1 –NI 48 (DRS 11)		
	Children killed or seriously injured in road traffic accidents DfT DSO		
Responsible Officer	Nick Lloyd		
Current Target	3.0%		
Quarter Result	N/A (annual target)		
Projected Outturn			
Actual Outturn	21.2%		
Polarity	Higher outturn is positive		
RAG Rating	Strong Green		
Trend	↗ 1 Year		
Indicator Quarterly Commentary			
Please note that for this indicator a higher outturn is positive because the outturn figure relates to percentage change reduction from one three year rolling average to the next. Currently there is a proxy indicator being used to measure performance against N I48, this is as follows: DRS 2: Number of children (aged under 16 years) killed or seriously injured (KSI) in road traffic collisions. This is a local indicator which will be used to monitor performance as a proxy indicator as NI 48 is based upon a 3 year rolling average comparison.(This target is calculated over the calendar year). Proxy Indicator performance: quarter four performance = 5. The total outturn figure for 2008/09 is 17.			
Actions taken			
Key activities delivered during quarter four: 3058 children in year one/two and year three/four took part in roadside pedestrian training, giving a total of 13324 for the year. This is nearly three times the annual target of 4500. Three new Walking Buses were set up, giving a total of 36 for the year. Training of Health Visitors in three of four areas of South Staffs Primary Care Trust carried out. Training booked for April in the last area. 250 children received lorry safety training, giving an annual total of 2118. Messages distributed to parents / carers via school newsletters in all Staffordshire Primary phase and Special schools as part of Child Road Safety Campaign. 40000 Road Safety Activity Mats with tips for parents produced and distributed via pubs and restaurants. Talks to parent / toddler groups organised for PCSOs to deliver throughout six of the eight districts. Seat belt enforcement carried out in three of the eight districts. Posters produced as part of a school competition to encourage better behaviour on buses when travelling to and from school. Planning continued for Regional Walk to School Week in May.			
Actions proposed			
Key Actions proposed for next year 2009/2010 in relation to delivering services linked to this indicator: Organise final photo opportunities / publicity for Child Road Safety Campaign. Deliver final training session for South Staffs Primary Care Trusts Health Visitors. Support for regional Walk to School Week, 18th to 22nd May. Continue to develop a year six transition to year seven resource for parents and training sessions for pupils. To be trialled in Newcastle schools from May.			
Risks identified to achieving indicator			
Brief description of risk:	Probability	Impact	Please outline the mitigating actions put in place to reduce the risk
No risks have been identified for this indicator.			

Indicator	CYP 2.2.1 –NI 62 (CLA15) Stability of placements of looked after children: number of placements DCSF DSO
Responsible Officer	Andrew Brunt
Current Target	12.0%
Quarter result	13.2%
Projected Outturn	13.2%
Actual Outturn	
Polarity	Low outturn positive
RAG Rating	Amber
Trend	↓ 1 Quarter
Indicator Quarterly Commentary	
<p>Current projected performance of this indicators outlines that a rating of amber should be given, as the target may not be achieved, (2008/09 Target: 12.0%, Projected Outturn: 13.2%) (lower outturn is positive). There has been a steady improvement in performance against this indicator throughout the last 12 months and the indicator has continued to perform within national expectations i.e. 0 -16% (current performance is towards the higher end). Final outturn data for this indicator will be available at the end of May 2009.</p> <p>Overall performance for this indicator represents an improvement since the 2007/2008 outturn with fewer children experiencing three or more placement moves and therefore more children and young people in stable care. This reflects the Looked After Children services continuing good work in undertaking effective assessments of children and young peoples needs and matching those needs to appropriate placements.</p> <p>This indicator is an important measure of the stability of care that a child has experienced. Stability is connected to better outcomes, with placement instability highlighted as a key barrier to improving educational outcomes for looked after children. Effective assessment of a child's needs and an adequate choice of placements to meet the varied needs of different children are essential if appropriate stable placements are to be made. Inappropriate placements often break down and lead to frequent moves. The circumstances of some looked after children in Staffordshire will require three or more separate placements during the year if they are to remain safe, but the recent improvement in performance has demonstrated that much is being done locally to improve stability and reduce the number of moves.</p>	
Indicator	CYP 2.2.1 –NI 63 (CLA16) Stability of placements of looked after children: length of placement DCSF DSO
Responsible Officer	Andrew Brunt
Current Target	65.0%
Quarter Result	71.3%
Projected Outturn	71.3%
Actual Outturn	
Polarity	High outturn positive
RAG Rating	Green
Trend	↑ 4 Quarters
Indicator Quarterly Commentary	
<p>Current projected performance of this indicators outlines that a rating of green should be given, as the target expected to be exceeded by 6.3% (an increase of 8.3% on the 2007/08 outturn), (2008/09 Target: 65.0%, Projected Outturn: 71.3%) (higher outturn is positive). Overall performance for this indicator represents an improvement over the past 12 months. This reflects the service's continuing good work to improve the stability of placements for Staffordshire's looked after children. Final outturn data for this indicator will be available at the end of May 2009.</p> <p>This indicator is an important measure of the stability of care that a child has experienced. Stability is connected to better outcomes, with placement instability highlighted as a key barrier to improving educational outcomes for looked after children. Effective assessment of a child's needs and an adequate</p>	

<p>choice of placements to meet the varied needs of different children are essential if appropriate stable placements are to be made. Placement breakdown has a significant impact on childrens wellbeing and their friendships, as well as disrupting their education and the continuity of access to other key services. The continued improvement in performance locally has demonstrated that much is being done in Staffordshire to reduce the number and frequency of placement moves we are confident that this will continue in 2009/10.</p>			
Actions taken			
<p>Key activities delivered during quarter four: Throughout the year we have continued to deliver major change projects, including: The Placement Strategy which will see a new model of assessment care. The beginning of the refurbishment of the Birches and the Alders residential units. The selection of our partners to provide long term residential care for young people</p>			
Actions proposed			
<p>Key Actions proposed for next year 2009/2010 in relation to delivering services linked to this indicator: Additional resources being provided for the Through Care service. A refresh of our current Placement Strategy to ensure all children and young people in care and care leavers have a qualified social worker or Personal Advisor. Ensure though the Placement Strategy that all children and young people in care have an adequate range, diversity and choice of placement. Reduce placement instability through more effective and timely care planning and review. Implement Social Work Practice Pilot.</p>			
Risks identified to achieving indicator			
Brief description of risk:	Probability	Impact	Please outline the mitigating actions put in place to reduce the risk
No risks have been identified			

Indicator	CYP 2.3.1 – NI 65 (CSS3) Percentage of children becoming the subject of a Child Protection Plan for a second or subsequent time DCSF DSO
Responsible Officer	Deborah Ramsdale
Current Target	11.0%
Quarter Result	13.0%
Projected Outturn	13.0%
Actual Outturn	
Polarity	Low outturn positive
RAG Rating	Red
Trend	↓ 1 Quarter

Indicator Quarterly Commentary	
<p>Current projected performance of this indicators outlines that a rating of red should be given, as the target has may not be achieved met, performance (2008/09 Target: 11.0%, Projected Outturn: 13.0%) (lower outturn is positive) (variance from target 21.8%). Final outturn data for this indicator will be available at the end of May 2009.</p> <p>The negative increase in performance from quarter three to quarter four, is to be expected given the current climate (Baby P' crisis and the Laming Report) and with the re-focus on child protection following this. Targets for 2009/10 onwards will be reviewed and will be set in accordance with current performance of this indicator. As outlined in the Area Based Services Service Delivery Plan (2009-10) various actions are proposed to ensure that we achieve our 2009-10 targets.</p> <p>The overall number of children subject to a Child Protection Plan has increased significantly over the last few months, which is likely to be attributed to increased awareness and concern following the 'Baby P' crisis. It is therefore unsurprising that the corresponding number of children who are subject to a Child Protection Plan for a second or subsequent time has increased slightly.</p> <p>Increased awareness and concern about safeguarding by its raised profile has meant that all professionals working with children are more vigilant. Therefore, it is to be expected that those children previously subject to a Child Protection Plan will experience extra scrutiny and oversight and concerns that are identified will be</p>	

more quickly addressed through further implementation of child protection procedures.			
Actions taken			
Key activities delivered during quarter four: The following actions have been undertaken to help improve performance: Multi-agency working. Delivery of Common Assessment Framework and support plans to children with additional needs. Support to children who are removed from a Child Protection Plan.			
Actions proposed			
Key Actions proposed for next year 2009/2010 in relation to delivering services linked to this indicator: Multi-agency working. Delivery of Common Assessment Framework and support plans to children with additional needs. Support to children who are removed from a Child Protection Plan.			
Risks identified to achieving indicator			
Brief description of risk:	Probability	Impact	Please outline the mitigating actions put in place to reduce the risk
No risks have been identified for this indicator			

Indicator	CYP 2.3.3 – NI 64 (CSS5) Child Protection Plans lasting 2 years or more DCSF DSO
Responsible Officer	Deborah Ramsdale
Current Target	4.5%
Quarter Result	8.6%
Projected Outturn	8.6%
Actual Outturn	
Polarity	Low outturn positive
RAG Rating	Red
Trend	↓ 3 Quarters
Indicator Quarterly Commentary	
<p>Current projected performance of this indicator outlines that a rating of red should be given for this indicator, as performance against this indicator has fallen considerable on the 2007/2008 outturn a decline of 3.9% (lower outturn is positive) and a fall of 1.3% on quarter three reported performance. Final outturn data for this indicator will be available at the end of May 2009.</p> <p>Practice recognises that children and young people should not require a child protection plan for more than two years as this would indicate a failure to positively address the abuse being experienced by children. Therefore, when these timescales are being approached these cases receive additional scrutiny from the case worker and their manager, with appropriate action being taken to progress their plan or to de-register them. The development of specialist safeguarding teams has continued to ensure that child protection plans are properly implemented and managed. Children who have a plan over 15 months are being reviewed by the Team Manager before the two year timescale is reached, to ensure there are proactive plans in place.</p> <p>However, the media attention around the issues relating to Baby P has raised anxieties across all professionals working with children. It is therefore not surprising that there is increased reluctance to remove children from a Child Protection Plan where risks have been identified within the family. These cases are routinely monitored by the Independent Chairs (ICCs) and the Heads of Service this does mean that they are closely scrutinised and practice is overseen. However, with the chronic nature of neglect, it is appropriate in a number of these situations that children do remain subject to a Child Protection Plan.</p> <p>Currently this indicator does not count the children until they are actually removed from a Child Protection Plan, therefore the actual number of children currently subject to a Child Protection Plan, for longer than two years, is not accurately reflected by the indicator.</p>	
Actions taken	

Key activities delivered during quarter four: Monitoring of cases by the Independent Chairs (ICCs); Monitoring of cases by the Heads of Service; Discussion in individual supervision sessions between Team Managers and social workers and between Heads of Service and Team Managers; Close management and the adjusting of conference timings, where appropriate if a child can be removed from a Child Protection Plan within timescales.			
Actions proposed			
Key Actions proposed for next year 2009/2010 in relation to delivering services linked to this indicator: Continued close monitoring and working together by the Independent Chairs (ICCs) and Heads of Service.			
Risks identified to achieving indicator			
Brief description of risk:	Probability	Impact	Please outline the mitigating actions put in place to reduce the risk
No risks have been identified for this indicator			

Indicator	CYP 2.3.4 – NI 67 (CSS6) Percentage of child protection cases which were reviewed within required timescales DCSF DSO? (The percentage of child protection cases which were reviewed regularly as a percentage of those cases that should have been reviewed during the year. PAF CF/C20)		
Responsible Officer	Deborah Ramsdale		
Current Target	100.0%		
Quarter Result	100.0%		
Projected Outturn	100.0%		
Actual Outturn			
Polarity	High outturn positive		
RAG Rating	Green		
Trend	→ 4 Quarters		
Indicator Quarterly Commentary			
Current projected performance of this indicator outlines that a rating of green should be given for this indicator, as the target has been achieved. Final outturn data for this indicator will be available at the end of May 2009.			
Activity and delivery relating to this indicator is on track and confident that this performance will be maintained throughout 2009-2010.			
Performance against this indicator is excellent with 100% of reviews taking place as required. This has been a reflection of staff and agencies' acceptance of the importance of reviewing all Child Protection Plans in timescale which will be maintained during 2009/10.			
Actions taken			
Key activities delivered during quarter four: Maintained excellent performance against this indicator.			
Actions proposed			
Key Actions proposed for next year 2009/2010 in relation to delivering services linked to this indicator: To ensure that current excellent performance is maintained.			
Risks identified to achieving indicator			
Brief description of risk:	Probability	Impact	Please outline the mitigating actions put in place to reduce the risk
No risks have been identified for this indicator			

Indicator	CYP 2.4.1 (CSC1) Improved compliance to child protection standards by all Local Safeguarding Board Partners
Responsible Officer	Vonni Gordon
Current Target	85.0% (Address gaps identified in compliance)
Quarter Result	N/A (annual target)
Projected Outturn	
Actual Outturn	69.0%
Polarity	High outturn positive
RAG Rating	Red
Trend	➔ 1 year

Indicator Quarterly Commentary

The performance of this indicator has outlined that a red rating should be given as the end of year report for this indicator shows that performance has not improved from the 2007/08 baseline (69.0%), this is directly attributable to the failure of all eight district councils to submit section 11 audit returns, this has had an impact on the achievement of this indicator.

(the eight district councils represent at least a quarter of the agencies required to submit, because of the small numbers involved any nil returns have a greater impact on performance). (2008/09 target 85.0%, outturn 69.0% , this is a variance of -18.8%).

However, it should be **clearly highlighted** that (with the above exception of the eight district councils) all other Staffordshire Safeguarding Child Broads statutory members completed the section 11 audit, which measures compliance with statutory safeguarding standards, and all agencies had increased their levels of compliance since 2007/08.

If we exclude the eight district councils, performance has been exceptional for all other agencies, with the majority improving compliance to 80% or more, with a range of agencies now 95% compliant. All statutory members submitted returns and performance from all these agencies has improved since 2007/08. Only two agencies reported standards that are red (not met); North Staffs Primary Care Trusts (four red) and South Shropshire healthcare NHS Trust (one red).

Effective strategic safeguarding arrangements are at the core of agencies commitment, particularly at a senior level, to safeguard and promote the welfare of children, improved compliance by all agencies with a duty to co-operate under section 11 of the Children Act 2004 will result in a safer workforce, a better skilled workforce and greatly enhance and improved senior management commitment to safeguarding. This should have a positive impact upon the delivery of services for children.

Actions taken

Key activities delivered during quarter four: Complete analysis with regards to second section 11 audit. Make further contact with District Councils to ensure compliance with section 11 audit, direct support with councils to improve their response to statutory safeguarding requirements has begun and will continue during 2009

Actions proposed

Key Actions proposed for next year 2009/2010 in relation to delivering services linked to this indicator: Ensure audit responses from district councils. Improve overall compliance rate to 95%.

Risks identified to achieving indicator

Brief description of risk:	Probability	Impact	Please outline the mitigating actions put in place to reduce the risk
Further non compliance of audit return from district councils	3	3	Direct support is now being provided to district councils by SSCB staff team

Indicator	CYP 2.6.1 LAA Indicator – NI 68 (CSS4) Percentage of referrals to children's social care going on to initial assessment
------------------	--

	DCSF DSO		
Responsible Officer	Deborah Ramsdale		
Current Target	79.0%		
Quarter Result	74.1%		
Projected Outturn	74.1%		
Actual Outturn			
Polarity	Higher outturn positive		
RAG Rating	Amber		
Trend	↘ 2 Quarters		
Indicator Quarterly Commentary			
<p>Current projected performance of this indicators outlines that a rating of amber should be given, as although the target has may not be met, performance is within the acceptable variance for an amber rating (5.0 – 9.9%). (2008/09 Target: 79.0%, Projected Outturn: 74.1%) (variance from target 6.2%), and there are robust plans in place to ensure that performance maintains on track to deliver improvements. Final outturn data for this indicator will be available at the end of May 2009.</p> <p>The majority of referrals received by the Vulnerable Children Division (Social Care) result in an Initial Assessment and an evaluation of the child or young person's needs. Although recent performance against this indicator has dipped against the 07/08 baseline (79%), during the first part of the year performance had increased. Performance during the past year has been within nationally expected levels and this has illustrated that referring agencies are working well together and have an appropriate level of understanding of the multi-agency Children and Young People's Threshold Framework. However, as current performance has slipped we will be working with our partners to ensure that targets set for 2009/10 are achieved.</p> <p>Performance against this indicator has slipped, particularly during the last two reporting periods. This in part is due to the First Response Service changing their procedures for undertaking Multi-Agency Risk Assessment Conferences (MARAC) since the end of September 2008. Each enquiry is now counted as a contact rather than a referral for an Initial Assessment. Also, an increasing number of referrals are being re-referred for a Common Assessment Framework, and in addition, the First Response Service have been receiving a higher number of enquiries that are already open cases. All of these factors have in part attributed to the slightly lower number of referrals going on to an Initial Assessment.</p>			
Actions taken			
<p>Key activities delivered during quarter four: The roll out of the Common Assessment Framework and the associated training has resulted in a greater understanding of children's needs. In addition, they have prompted earlier and more appropriate referrals to Vulnerable Children Division (Social care). Monitoring of small number of inappropriate referrals. File audits (safeguarding cases) undertaken in each team. Training for staff in the completion of Initial Assessments for the benefit of the Children in Need Census.</p>			
Actions proposed			
<p>Key Actions proposed for next year 2009/2010 in relation to delivering services linked to this indicator:</p> <p>It is important that we respond to the referrals that come into Vulnerable Children Services (Social Care) in a timely and efficient way and that the outcomes for children and young people in Staffordshire who are referred to us are improved. This indicator is a proxy for several issues: the appropriateness of referrals coming into social care, which can show whether our staff and partner agencies are working well together; and that our local thresholds are being applied effectively.</p> <p>To continue with the roll-out of the Common Assessment Framework and the training and provide early intervention and support to families, so preventing them reaching our thresholds and requiring Social Care involvement. Continue to monitor and identify causes and reasons for the slip in performance. Staffordshire Safeguarding Children Board undertaking a multi-agency audit of Children & Young People's Threshold criteria for thresholds. We need to offer advice and guidance to other professionals who are struggling to manage increased anxiety in the light of Baby P.</p>			
Risks identified to achieving indicator			
Brief description of risk:	Probability	Impact	Please outline the mitigating actions put in place to reduce the risk


No risks have been identified for this indicator			
--	--	--	--

Indicator	CYP 2.6.2 – NI 59 (CSS7) Percentage of initial assessments for children’s social care carried out within 7 working days of referral DCSF DSO (Initial assessments completed within seven working days of referral.)		
Responsible Officer	Deborah Ramsdale		
Current Target	85.0%		
Quarter Result	81.4%		
Projected Outturn	81.4%		
Actual Outturn			
Polarity	High outturn positive		
RAG Rating	Green		
Trend	↘ 1 Quarter		
Indicator Quarterly Commentary			
<p>Current projected performance of this indicator outlines that a rating of green should be given for this indicator, as it is expected that the target will be, despite a dip in performance from quarter three to quarter four, of the percentage of initial assessments completed within seven working days of referral (82.8% in Quarter three to 81.4% in Quarter four (variance from target of 85.0% is -4.2%)), as during the past 12 months there has been continued and sustained improvement in the completion of Initial Assessments in timescale, this is a reflection of the greater understanding and ownership of assessment timescales across the area based teams. Final outturn data for this indicator will be available at the end of May 2009.</p> <p>The service restructure in 2007 resulted in teams gradual improvement in their understanding of performance management as a whole and this continues to be embedded as a key responsibility for both Team Managers and Team Co-ordinators. With these new structures in place, as well as the introduction of Pisces, it is anticipated that further improvements will be made, and in particular that targets for completing Initial Assessments will be maintained. Given the significant increase in the number of referrals being received in Vulnerable Children Division during the last Quarter (Jan – Mar 09), we can positively reflect on the recent marginal deterioration in the performance of this indicator.</p> <p>The media attention and subsequent directions from Ed Balls (Secretary of State) has had a significant impact on the referrals coming into the service, and an increase in concerns regarding child protection. It is anticipated that this focus will continue over the next few months, and in recognising the significant impact that baby p has had on the work coming into the division needs to encourage all Childrens Trust member agencies to work together with Children and Lifelong Learning in addressing childrens needs at an earlier stage.</p>			
Actions taken			
Key activities delivered during quarter four: Team Managers have continued to embed a culture of performance in their teams and to monitor and manage assessments completed within timescale, both on a team and on an individual practitioner basis.			
Actions proposed			
Key Actions proposed for next year 2009/10 in relation to delivering services linked to this indicator: To ensure that the completion of Initial Assessments within timescale remains a priority in service delivery.			
To continue with the full implementation of Common Assessment Framework (CAF) by all agencies which will continue to address childrens needs at the earliest point thereby preventing needs escalating to the extent that requires a referral to the Vulnerable Childrens Division.			
Risks identified to achieving indicator			
Brief description of risk:	Probability	Impact	Please outline the mitigating actions put in place to reduce the risk
Impact of Baby P and continued very high level of referrals.	3	3	Additional resources in First Response and other key services and priorities including recruitment.

Indicator	CYP 2.6.3 – NI 60 (CSS8) Percentage of core assessments that were completed within 35 working days of their commencement (PAF CF/C64)		
Responsible Officer	Deborah Ramsdale		
Current Target	85.0%		
Quarter Result	80.6%		
Projected Outturn	80.6%		
Actual Outturn			
Polarity	High outturn positive		
RAG Rating	Amber		
Trend	↗ 4 Quarters		
Indicator Quarterly Commentary			
<p>Current projected performance of this indicators outlines that a rating of amber should be given, as the target may not be achieved, (outturn 80.6% against a target of 85.0%, variance of -5.2% from target). However, performance of the indicator has been steadily increasing from 69.7% (07/08 outturn) to 80.6% over the past 12 months.</p> <p>This overall performance is reflective of a general improvement in the understanding and ownership of performance management with area based teams. New structures have been developed and with the introduction of Pisces it is anticipated that further improvements will be made. Due to a significant increase in the number of referrals into the division, particularly over the last reporting period (January – March 2009), this is likely to continue and have a negative impact on the performance of this indicator in the forthcoming months.</p> <p>Also the increased number of referrals into the division is likely to impact negatively on this indicator in the coming months. We have experienced an increase in children subject of a Child Protection Plan, the numbers of children looked after and the number of care proceedings. This intense statutory work will inevitably reduce capacity to complete core assessments effectively within timescale.</p>			
Actions taken			
Key activities delivered during quarter four: Core assessments remain the basis on which services should be delivered, therefore remain a priority in the service. Managers and staff are clear that no key decisions should be made without a completed core assessment.			
Actions proposed			
Key Actions proposed for next year 2009/2010 in relation to delivering services linked to this indicator: To maintain the priority given to core assessments; To improve and increase the training on the completion of assessments; To audit compliance with procedures and guidance.			
Risks identified to achieving indicator			
Brief description of risk:	Probability	Impact	Please outline the mitigating actions put in place to reduce the risk
No risks have been identified for this indicator			

Enjoy and Achieve

Staffordshire Childrens Trust has identified that a key priority for Children and Young Peoples Services in Staffordshire is that all children and young people are well prepared for school, achieve well at all stages of their education and thoroughly enjoy their childhood and youth. Our ambition is to continue improve the proportion of students who achieve at or above the expected levels at the end of each Key Stage. In particular, we must continue to improve performance at the end of Key Stage 4 and for vulnerable and disengaged young people.

Indicator	CYP 3.1.1 – LAA Statutory Attainment Indicator – NI 72 (CSI36) Achievement of at least 78 points across the Early Years Foundation Stage with at least 6 in each of the scales in Personal Social and Emotional Development and Communication, Language and Literacy PSA 10
Responsible Officer	Bill Indian
Current Target	58.5%
Quarter Result	N/A (annual target, academic year)
Projected Outturn	
Actual Outturn	59.4%
Polarity	High outturn positive
RAG Rating	Green
Trend	 1 Year
Indicator Quarterly Commentary	
<p>The indicator lead has outlined that a rating of green has been given for this indicator, as confirmed data indicates that the target has been achieved.</p> <p>Performance for 2008/09 (academic year 2008): 59.4% against target of 58.5% (Source Department of Children Schools and Families 2008), this is an increase of 2.1% from the 2007/08 baseline of 57.3%. and now places Staffordshire 14th out of 150 local Authorities for performance of this indicator. 10.4% above the national average (49.0%). Staffordshire is ranked 2nd amongst its statistical neighbours with Derbyshire top performing statistical neighbour at 60% (0.6%) above Staffordshire.</p> <p>Staffordshire reached the national target for 2008 of 53% of children achieving a score of 6 or more in each of the assessment scales for Personal, Social and Emotional Development and Communication, Language and Literacy and also achieving a total score of 78 points in 2007, but has increased the gap to this target further in 2008 to 59.4%, 6.4 percentage points above the national PSA target. Nationally this target has still not been achieved with only 49% of children achieving the measure.</p> <p>The significance of this positive performance on children entering key stage one is that those pupils entering with a positive reservoir of language and social skills provides strong impetus to their learning, which is supported by Staffordshire ranking for pupil achievement at the end of key stage one. (Top 10 Local Authority's).</p>	
Actions taken	
Key activities delivered during quarter four: There has been continued implementation of the Early Years Operational Plan with regard to the introduction of Early Years Foundation Stage. Continued engagement in Buddying Project to build capacity in non-maintained settings. Introduction of pilot 0-7 Partnership project in Cannock district to increase engagement of families, parents and carers with services.	
Actions proposed	
Key Actions proposed for next year 2009/2010 in relation to delivering services linked to this indicator: Build upon the good practice in Early Years by promoting and securing Key Elements of Effective Practice (KEEP) across all settings in the context of the introduction of Early Years and Foundation Stage.	
Implementation of the early years operational plan 2009-2010 to support childcare settings and schools in maintaining improvements. Differentiated support for maintained and non-maintained support re-Early Years and Foundation Stage. Introduce Talking Friends initiative to further improve language and social	

development.			
Risks identified to achieving indicator			
Brief description of risk:	Probability	Impact	Please outline the mitigating actions put in place to reduce the risk
Need to continue to secure resources from SLA to maintain capacity to support maintained and non-maintained settings in context of roll out of EYFS.	5	5	
Need to continue to secure appropriate resources from EYCU to deliver joint training plan to implement 'Buddying' project.	5	5	

Indicator	CYP 3.1.2 – LAA Statutory Attainment Indicator – NI 92 (CSI45) Narrowing the gap between the lowest achieving 20% in the Early Years Foundation Stage Profile and the rest PSA 11 (DCSF Statutory Early Years and Attainment Indicator) (CYP 3.1.2)
Responsible Officer	Bill Indian
Current Target	29.6%
Quarter Result	N/A (annual target, academic year)
Projected Outturn	
Actual Outturn	30.1%
Polarity	Low outturn positive
RAG Rating	Green
Trend	↗ 1 Year
Indicator Quarterly Commentary	
<p>The indicator lead has outlined that a rating of green has been given for this indicator, as although the target has not been achieved, performance for 2008/09: 30.1% against target of 29.6% (lower outturn is positive), there has been a reduction in the gap between lowest and highest achieving by 2.1%, Staffordshire has improved its nationally ranking by 8 places to 10th out of 150 local authorities. Also 2008/09 performance is within close proximity to the channelling target set 0.5%. Staffordshire is also performing well against the national average which is 36%. Staffordshire is ranked second amongst its statistical neighbours for this indicator, East Yorkshire is the top performing statistical neighbour at 29.5% against a target of 36.7%.</p> <p>There has been continued good progress of the implementation of Early Years and Foundation Stage, this progress is supported by the effective delivery of Early Years and Foundation Stage Strategic plan with a strong focus being on against its key activities to narrow the gap. National Strategies have identified that Staffordshire's Communication Language and Literacy Development programme (Phonic development) has made a strong start. There has been a strong start to the programme with good strategic engagement. There is good alignment between Literacy and Early Years teams. Targeted, differentiated support has had positive impact on narrowing the gap agenda</p> <p>National Strategy RAG ratings received December 2008 have rated Staffordshire as Green (Good) in all aspects for, impact of local authority in raising standards and improving progress, risk management and intervention.</p> <p>The targets are seen as expressions of high ambition and not guaranteed destinations. The direction of travel continues to be positive reflecting a sustained upward trend which is better than the national trend.</p>	
Actions taken	
Key activities delivered during quarter four: the continuation of targeted Quality Liaison supported to early years and childcare settings, with this work being integrated with targeted work re Communication Language and Literacy Development programme. Continue to implement the early years operational plan. Continue to engage in the engage in the 0 to 7 year partnership project with the early years and childcare unit. targeted the 0 to 7 year partnership project in deprived areas within Cannock	


National Strategies identify a strong start to the Communication Language and Literacy Development programme (Phonic development). There has been a strong start to the programme with good strategic engagement. There is good alignment between Literacy and EY teams. Targeted, differentiated support has had positive impact on narrowing the gap agenda. This has had positive impact on adding impetus to the language development of the lowest performing pupils.

Actions proposed

Key Actions proposed for next year 2009/2010 in relation to delivering services linked to this indicator: continue to implement the foundation stage operational plan; support the development of and engage in buddying project to build capacity in non maintained early years settings; continue to embed 0 – 7 years partnership initiative. Continue to develop and officer differentiated support for all settings re early years foundation stage education.

Risks identified to achieving indicator

Brief description of risk:	Probability	Impact	Please outline the mitigating actions put in place to reduce the risk
Need to continue to secure resources via SLA to maintain capacity to support maintained and non-maintained sectors	5	5	
Need to continue secure resources from EYCU to support 0-7 Partnership project	5	5	

Indicator	CYP 3.2.1 – LAA Statutory Attainment Indicator – NI 73 (CSI37) Achievement at level 4 or above in both English and Maths at Key Stage 2 PSA 10
Responsible Officer	Bill Indian
Current Target	77.2%
Quarter Result	N/A (annual target, academic year)
Projected Outturn	
Actual Outturn	75.0%
Polarity	High outturn positive
RAG Rating	Green
Trend	 1 Year

Indicator Quarterly Commentary


This indicator has been given a rating of green, as confirmed data indicates that although the target has been not been achieved (75.0% against target of 77.25%, variance of -2.8%) the variance from target is within acceptable parameters (0-4.9%) for a green rating. This performance is also an increase of 2.6% on the 2007/08 baseline of 72.4%.

The Free School Meal gap has narrowed by 3.3% at Level 4 in English and 4.4% in level 4 Maths. Positive RAG ratings of Green (good)(December 08), from National Strategies, for all aspects of, impact of local authority on Raising Standards and Improving Progress and Risk Management and Intervention.

Please note this is a new indicator. Schools and Local Authorities did not have to set Department of Children Schools and Families targets for this indicator for 2008, these targets were set as part of the corporate performance framework (best practice guidance) and are milestone figures, which will allow Staffordshire to assess the direction of travel of this indicator in relation to 2009 onwards set Department of Children Schools and Families targets.

Staffordshire performance is +3% above national figure (72.0%). National Public Service Agreement (PSA) target for this indicator is 78% for 2011, based on the performance against the milestone target, Staffordshire well placed in relation to achieving this. Staffordshire is ranked 42nd Nationally (up 3 places) and sixth against Statistical Neighbours. (Warwickshire top ranked Statistical Neighbours with 76%). This reflects increased numbers of eleven years old entering High School with the nationally expected level in both English and Maths.

Actions taken			
Key activities delivered during quarter four: Implementation of agreed targeted support for stuck schools and stuck pupils, this target support is also to address the narrowing the gap agenda.			
Actions proposed			
Key Actions proposed for next year 2009/2010 in relation to delivering services linked to this indicator: Implement targeted support outlined in Primary Strategy plan; continuation of targeted support for stuck schools and stuck pupils, this target support is also to address the narrowing the gap agenda. With a strong focus on training and support related to the Assessing Pupils Progress (APP) initiative and coasting schools.			
Risks identified to achieving indicator			
Brief description of risk:	Probability	Impact	Please outline the mitigating actions put in place to reduce the risk
Need to secure Primary Strategy Central Co-ordination Funding from Area Based Grant.		5	

Indicator	CYP 3.2.2 – LAA Statutory Attainment Indicator – NI 93 (CS146) Progression by 2 levels in English between Key Stage 1 and Key Stage 2 PSA 11
Responsible Officer	Bill Indian
Current Target	86.9%
Quarter Result	N/A (annual target, academic year)
Projected Outturn	
Actual Outturn	81.3%
Polarity	High outturn positive
RAG Rating	Red
Trend	 1 Year
Indicator Quarterly Commentary	
<p>The indicator lead has outlined that a rating of red has been given for this indicator, as current data indicates that the target has not been achieved, performance for 2008/09 (academic year 2008): 81.3% against target of 86.9%, there has been a drop of 1.4% against last years attainment (82.7%). Based on this data Staffordshire performance is now ranked 98th out of 150 Local Authorities.</p> <p>A positive RAG ratings of Green (good) has been received from National Strategies (December 2008) for all aspects relating to; impact of the local authority on raising standards and improving progress in Primary Schools and Risk Management and Intervention in Primary Schools.</p> <p>National Strategies stated that there has been good improvement in the number of pupils making 2 levels progress in English and Mathematics since 2005, closing the gap against national in both subjects.'</p> <p>This new indicator can be misleading, as an overall Key Stage 1 level for English does not exist and is a combination of the Key Stage 1 Reading and Writing Level. The Department of Children Schools and Families have also created a conversion chart, which means any child with a point score of 18 is given an overall Key Stage 1 Level 3. Whilst in fact a Level 3 is the equivalent of 19 points. There is also the issue that the Department of Children Schools and Families has treated Level 2C (weak) children the same as Level 2A (Strong) and both are expected to reach Level 4 at Key Stage 2. The issue here, is the cohort profile based on the percentage of the cohort that is Level 2C compared to those that are Level 2A, will have a significant impact on this indicator. The distance to travel from Level 2c to level L4 is not the same as Level 2a to Level 4. This is a flawed indicator, and should carry a health warning when reviewing the data.</p>	
Actions taken	
Key activities delivered during quarter four: implementation of agreed targeted support for stuck schools and stuck pupils, this targeted support is also to address the narrowing the gap agenda. continuation of targeted support for stuck schools and stuck pupils particularly those with weak conversion rates (writing projects). Also the introduction of one to one pilot initiative as part of this targeted support, this targeted support is also to address the narrowing the gap agenda.	

Actions proposed			
Key Actions proposed for next year 2009/2010 in relation to delivering services linked to this indicator: Continue to implement Primary Strategy Action Plan. Increase number of schools involved with targeted writing projects. Introduction of one to one tuition initiative for all schools.			
Risks identified to achieving indicator			
Brief description of risk:	Probability	Impact	Please outline the mitigating actions put in place to reduce the risk
Secure funding from Area Based Grant for Primary Strategy Central Co-ordination.		5	

Indicator	CYP 3.2.3 – LAA Statutory Attainment Indicator – NI 94 (CSI47) Progression by 2 levels in Maths between Key Stage 1 and Key Stage 2 PSA 11
Responsible Officer	Bill Indian
Current Target	81.1%
Quarter Result	N/A (annual target, academic year)
Projected Outturn	
Actual Outturn	79.6%
Polarity	High outturn positive
RAG Rating	Green
Trend	↗ 1 Year

Indicator Quarterly Commentary

The indicator lead has outlined that a rating of green has been given for this indicator, as current data indicates that although the target has not been achieved, performance for 2008/09 (academic year 2008): 79.6% against target of 81.1%, there has been an improvement of 3.5% against last years attainment (76.1%).

Positive RAG ratings of Green (good)(December 2008), from National Strategies, for all aspects of, impact of local authority on Raising Standards, Improving Progress and Risk Management and Intervention in primary schools.

There is an issue that the Department of Children Schools and Families has treating Level 2C (weak) children the same as Level 2A (Strong) and both are expected to reach Level 4 at Key Stage 2. The issue here, is based on the percentage of the cohort that is Level 2C compared to those that are Level 2A, will have a significant impact on this indicator.

Pupils making two levels progress between Key Stage 1 and Key Stage 2 enter high schools with strong impetus to their learning.

Please note this is a new indicator. Schools and Local Authorities did not have to set Department of Children Schools and Families targets for this indicator for 2008, these targets were set as part of the corporate performance framework (best practice guidance) and are milestone figures, which will allow Staffordshire to assess the direction of travel of this indicator in relation to 2009 onwards set Department of Children Schools and Families targets.

Actions taken


Key activities delivered during quarter four: Continued implementation of Primary Strategy Plan with focus on targeted support for stuck pupils in successful schools.

Implementation of agreed targeted support for stuck schools and stuck pupils, this target support is also to address the narrowing the gap agenda.

Actions proposed

Key Actions proposed for next year 2009/2010 in relation to delivering services linked to this indicator: continuation of targeted support for stuck schools and stuck pupils with weak conversion rates from level 2 to level 4, this targeted support is also to address the narrowing the gap agenda. Widen one to one support

pilot initiative from years five to six, to years three to six.			
Risks identified to achieving indicator			
Brief description of risk:	Probability	Impact	Please outline the mitigating actions put in place to reduce the risk
Need to continue to secure funding for Primary Strategy Central Co-ordination from Area Based Grant.		5	

Indicator	CYP 3.2.4 – LAA Statutory Attainment Indicator – NI 99 (CSE1) Looked after children reaching level 4 in English at Key Stage 2 PSA 11
Responsible Officer	Andrew Brunt (Marian Richards)
Current Target	47.3%
Quarter Result	N/A (annual target, academic year)
Projected Outturn	
Actual Outturn	23.1%
Polarity	High outturn positive
RAG Rating	Red
Trend	 1 Year

Indicator Quarterly Commentary

This indicator has been rated as red, as based on the current performance against target, the target has not been achieved, and there is considerable distance to travel to the target. (Target 2008/09: 47.3%. Current cohort performance: 23.1%, variance 51.2% from target).

Target setting for this indicator is open to enormous differences between the cohort who are in care when the target is set and the actual cohort on which the attainment is based. For example, for 2010/11 a target has to be set in January 2009, for children who would have been in care for at least twelve months on 30th September 2009.

The direction of travel indicator is also unhelpful as the results achieved are very specific to a very small cohort where each child has a large impact on overall results, (in this year's cohort there were 43 children which equates to 2.3% per child and there can be significant variation in relevant factors such as the number of children in the cohort with a full statement of special educational needs, for 2008/09 the official cohort, 39.5% had a full statement compared to 23.9% in the previous cohort.)

In a wider context of course a successful our early intervention strategy will raise the threshold for entry into care producing a greater disparity between the attainment of the general school and looked after children's populations

There are designated teachers in schools to monitor attainments and target support as necessary to improve the attainment of looked after children. Looked after children education co-ordinators and learning mentors provide support to individual children referred by schools. The dowry fund (This fund is short term, extra financial support made available in order to help a looked after child better access education in school. This dowry will fund things such as additional classroom support, providing a learning mentor to aid integration, providing specialist equipment or visits) provides additional targeted support.

Actions taken

Key activities delivered during quarter four: Existing resources and new funding support children, young people, schools and carers through a range of targeted interventions, including: qualified teacher coordinators, learning education mentors/coordinators. New arrangements to benchmark and track the achievement and attendance of young people through monthly tracking meetings have been established. These will support early intervention and ensure that resources are focused on those children who are failing to achieve in line with their peers. Targeted reading schemes have also been established to support foster carers working with younger children.

Lower thresholds have been applied to identifying and managing the school attendance or absence of children in care and new data collection arrangements support earlier intervention by Education Welfare

Office's and Social Workers' to deal with problems which may affect both a child's education and of placement stability.			
Actions proposed			
Key Actions proposed for next year 2009/2010 in relation to delivering services linked to this indicator: We will continue to improve systems and approaches to better identify those children who need additional support and to measure added value.			
Audits are being carried out to review the quality of Personal Education Plans and new guidance in relation to the role of designated teachers will support the revision of our exiting procedures.			
A draft policy is being developed to support the introduction of Personal Education Allowances to support carers meet additional out of school needs. Additional grant funding has been provided to schools to promote the attainment individual looked after children.			
Initial consideration is being given to the benefits of developing a virtual school for children in care.			
Risks identified to achieving indicator			
Brief description of risk:	Probability	Impact	Please outline the mitigating actions put in place to reduce the risk
Not improving the attainment of looked after children:	5	3	Looked After Children's Service Business Plan 2009-10 Continuous improvement of information systems to target additional support to individual children to ensure they meet predicted educational achievement. Improving the quality of Personal Educational Plans. Further advice to schools and social care services regarding the need to prioritise support for children in care and their carers through partnership working.

Indicator	CYP 3.2.5 – LAA Statutory Attainment Indicator – NI 100 (CSE2) Looked after children reaching level 4 in Maths at Key Stage 2 PSA 11
Responsible Officer	Andrew Brunt (Marian Richards)
Current Target	47.3%
Quarter Result	N/A (annual target, academic year)
Projected Outturn	
Actual Outturn	38.5%
Polarity	High outturn positive
RAG Rating	Red
Trend	↓ 1 Year

Indicator Quarterly Commentary	
This indicator has been rated as red, as based on the current performance against target, the target has not been achieved, and there is considerable distance to travel to the target. (Target 2008/09: 47.4%. Current cohort performance: 38.5%, variance 18.8% from target).	
Target setting for this indicator is open to enormous differences between the cohort who are in care when the target is set and the actual cohort on which the attainment is based. For example, for 2010/11 a target has to be set in January 2009, for children who would have been in care for at least twelve months on 30th September 2009.	
The direction of travel indicator is also unhelpful as the results achieved are very specific to a very small cohort where each child has a large impact on overall results, (in this years cohort there were 43 children which equates to 2.3% per child and there can be significant variation in relevant factors such as the number of children in the cohort with a full statement of special educational needs, for 2008/09 the official cohort,	

39.5% had a full statement compared to 23.9% in the previous cohort.)

In a wider context of course a successful our early intervention strategy will raise the threshold for entry into care producing a greater disparity between the attainment of the general school and looked after childrens populations

There are designated teachers in schools to monitor attainments and target support as necessary to improve the attainment of looked after children. Looked after children education co-ordinators and learning mentors provide support to individual children referred by schools. The dowry fund (This fund is short term, extra financial support made available in order to help a looked after child better access education in school. This dowry will fund things such as additional classroom support, providing a learning mentor to aid integration, providing specialist equipment or visits) provides additional targeted support.

Actions taken

Key activities delivered during quarter four: Existing resources and new funding support children, young people, schools and carers through a range of targeted interventions, including: qualified teacher coordinators, learning education mentors/coordinators. New arrangements to benchmark and track the achievement and attendance of young people through monthly tracking meetings have been established. These will support early intervention and ensure that resources are focused on those children who are failing to achieve in line with their peers. Targeted reading schemes have also been established to support foster carers working with younger children.

Lower thresholds have been applied to identifying and managing the school attendance or absence of children in care and new data collection arrangements support earlier intervention by Education Welfare Officers and Social Workers to deal with problems which may affect both a child's education and of placement stability.

Actions proposed

Key Actions proposed for next year 2009/2010 in relation to delivering services linked to this indicator: We will continue to improve systems and approaches to better identify those children who need additional support and to measure added value.

Audits are being carried out to review the quality of Personal Education Plans and new guidance in relation to the role of designated teachers will support the revision of our exiting procedures.

A draft policy is being developed to support the introduction of Personal Education Allowances to support carers meet additional out of school needs. Additional grant funding has been provided to schools to promote the attainment individual looked after children.

Initial consideration is being given to the benefits of developing a virtual school for children in care.

Risks identified to achieving indicator


Brief description of risk:	Probability	Impact	Please outline the mitigating actions put in place to reduce the risk
Not improving the attainment of looked after children:	5	3	Looked After Children's Service Business Plan 2009-10 Continuous improvement of information systems to target additional support to individual children to ensure they meet predicted educational achievement. Improving the quality of Personal Educational Plans. Further advice to schools and social care services regarding the need to prioritise support for children in care and their carers through partnership working.

Indicator	CYP 3.3.1 – LAA Statutory Attainment Indicator – NI 74 (CSI38) Achievement at level 5 or above in both English and Maths at Key Stage 3 PSA 10
Responsible Officer	Sue Bardwell
Current Target	73.9%


Quarter Result	N/A (annual target, academic year)		
Projected Outturn	69.8%		
Actual Outturn	Not yet available		
Polarity	High outturn positive		
RAG Rating	Amber		
Trend	→1 Year		
Indicator Quarterly Commentary			
<p>The indicator lead has outlined that a rating of amber has been give for this indicator, as currently due to a national problem relating to the publication of key stage 3 results, it is unclear from the Department Children School and Families when the information for this indicator will be available.</p> <p>The indicator lead has provided a projected outturn for this indicator is 69.8% against at target of 73.9% (this is based on unvalidated national data), this is a variance of 6.0% which indicates Amber, currently this does indicate that performance will maintain the previous years outturn, however this is only a projected outturn, and performance is expected to maintain the 1% increase seen since 2006.</p> <p>In 2008 a new contractor was given the job by the National Assessment Agency to deliver and mark the Key Stage 2 and 3 SATs. As many processes and procedures were not in place and it now being clear that there were also not enough good quality markers, this resulted in many papers going missing before they were marked, and of those papers that were marked many schools sent them back for appeal as they believed they had been marked incorrectly. At the present moment Local Authorities have still yet to receive the validated data for both key stages. The decision to abolish the key stage three SATs was made by the Secretary of State for Children, Schools and Families. From Summer 2009 (financial year 2009/10), children will no longer sit Key Stage 3 SATs, therefore as these SATs no longer exist there will be no information to report.</p> <p>Please note that from 2009 all key stage three indicators are being removed from the national indicator set as directed by the Department Children School and Families, therefore these will no longer be monitored/reported on.</p>			
Actions taken			
<p>Key activities delivered during quarter four: The School Improvement Division provides ongoing support to schools in respect of this indicator. Schools are monitoring pupils progress with regard to their attainment in both English and maths and intervening/supporting pupils where necessary.</p> <p>Implementation of Secondary National Strategy teaching and learning approaches, with a focus on monitoring of pupils progress in both English and maths, targeted deployment of resources for those schools and groups of pupils with the greatest distance to travel.</p>			
Actions proposed			
<p>Key Actions proposed for next year 2009/2010 in relation to delivering services linked to this indicator: The Department Children School and Families is reviewing this key stage and alternative performance measures will be developed in due course. In the meantime secondary schools and local authorities should focus on improving progress from key stage 2 to key stage 4.</p> <p>Whilst the national indicator has been withdrawn, Staffordshire will continue to support and challenge schools to ensure that as many pupils as possible make the best possible progress and gain at least Level 5 in English and Mathematics as evidenced through teacher assessment. There will be a focus on supporting schools in establishing robust and rigorous pupil tracking and implementing Assessment for Learning strategies, especially Assessing Pupils Progress and One to One tuition.</p>			
Risks identified to achieving indicator			
Brief description of risk:	Probability	Impact	Please outline the mitigating actions put in place to reduce the risk
No risks have been identified for this			

Indicator	CYP 3.3.2 – LAA Statutory Attainment Indicator – NI 83 (CSI42)
------------------	---

Achievement at level 5 or above in Science at Key Stage 3 DCSF DSO			
Responsible Officer	Sue Bardwell		
Current Target	80.0%		
Quarter Result	N/A (annual target, academic year)		
Projected Outturn	75.2%		
Actual Outturn	Not yet available		
Polarity	High outturn positive		
RAG Rating	Amber		
Trend	→1 Year		
Indicator Quarterly Commentary			
<p>The indicator lead has outlined that a rating of amber has been give for this indicator, as currently due to a national problem relating to the publication of key stage 3 results, it is unclear from the Department Children School and Families when the information for this indicator will be available.</p> <p>The indicator lead has provided a projected outturn for this indicator is 75.2% against at target of 80.0% (this is based on unvalidated national data), this is a variance of 6.0% which indicates Amber, currently this does indicate that performance will maintain the previous years outturn, however this is only a projected outturn, and performance is expected to maintain the 1% increase seen since 2006.</p> <p>In 2008 a new contractor was given the job by the National Assessment Agency to deliver and mark the Key Stage 2 and 3 SATs. As many processes and procedures were not in place and it now being clear that there were also not enough good quality markers, this resulted in many papers going missing before they were marked, and of those papers that were marked many schools sent them back for appeal as they believed they had been marked incorrectly. At the present moment Local Authorities have still yet to receive the validated data for both key stages. The decision to abolish the key stage three SATS was made by the Secretary of State for Children, Schools and Families. From Summer 2009 (financial year 2009/10), children will no longer sit Key Stage 3 SATs, therefore as these SATs no longer exist there will be no information to report.</p> <p>Please note that from 2009 all key stage three indicators are being removed from the national indicator set as directed by the Department Children School and Families, therefore these will no longer be monitored/reported on.</p>			
Actions taken			
<p>Key activities delivered during quarter four: The School Improvement Division provides ongoing support to schools in respect of this indicator. Schools are monitoring pupils progress with regard to their attainment in both English and maths and intervening/supporting pupils where necessary.</p> <p>Implementation of Secondary National Strategy teaching and learning approaches, with a focus on monitoring of pupils progress, targeted deployment of resources for those schools and groups of pupils with the greatest distance to travel.</p>			
Actions proposed			
<p>Key Actions proposed for next year 2009/2010 in relation to delivering services linked to this indicator: The Department Children School and Families is reviewing this key stage and alternative performance measures will be developed in due course. In the meantime secondary schools and local authorities should focus on improving progress from key stage 2 to key stage 4.</p> <p>Whilst the national indicator has been withdrawn, Staffordshire will continue to support and challenge schools to ensure that as many pupils as possible make the best possible progress and gain at least Level 5 in Science as evidenced through teacher assessment. There will be a focus on supporting schools in establishing robust and rigorous pupil tracking and implementing Assessment for Learning strategies, especially Assessing Pupils Progress and One to One tuition.</p>			
Risks identified to achieving indicator			
Brief description of risk:	Probability	Impact	Please outline the mitigating actions put in place to reduce the risk
No risks have been indentified for this indicator			

Indicator	CYP 3.3.3 – LAA Statutory Attainment Indicator – NI 75 (CSI39) Achievement of 5 or more A*-C grades at GCSE or equivalent including English and Maths PSA 10
Responsible Officer	Sue Bardwell
Current Target	52.0%
Quarter Result	N/A (annual target, academic year)
Projected Outturn	
Actual Outturn	49.7%
Polarity	High outturn positive
RAG Rating	Green
Trend	 1 Year
Indicator Quarterly Commentary	
<p>The indicator lead has outlined that a rating of green has been given for this indicator, as performance indicates that although the target has not been achieved, performance for 2008/09 (academic year 2008) is 49.7% against target of 52.0% (variance from target 4.4%), the variance from target is within acceptable parameters (0 - 4.9%) for a green rating. This performance is also an increase of 4.0% on the 2007/08 baseline of 45.7%.</p> <p>The 2008 figure is Staffordshire's best ever result and is above the national figure (47.6%) by 2.1%. Staffordshire has improved its national rankings to 59 out of 150 Local Authorities an improvement of 13 places from 2007, and improved its statistical neighbours ranking to sixth out of 11, compared with ninth in 2007. Staffordshire's rate of improvement in this indicator is greater than national and is the largest in the West Midlands over the period 2004 to 2008.</p> <p>The targets for 2008/2009 are seen as expressions of high ambition and not guaranteed destinations. The Department of Children Schools and Families has a clear expectation that, local authorities will set challenging targets. The direction of travel continues to be positive reflecting a sustained upward trend (improvement has been maintained for three years).</p> <p>The progress made in this indicator has ensured more Staffordshire pupils achieved success at GCSE. This achievement will enhance their life chances and enable them to progress further in their choice of education, employment or training from a secure educational base.</p>	
Actions taken	
<p>Key activities delivered during quarter four: The School Improvement Division provides ongoing support to schools in respect of this indicator. Schools are monitoring pupils progress with regard to their attainment and intervening/supporting pupils where necessary.</p> <p>This well targeted resources and the use of carefully selected teaching and learning strategies have ensured that the majority of schools have seen increases in their results in this indicator. The monitoring of pupils progress and appropriate intervention strategies played a key part. There was an increase in the performance of both boys and girls.</p> <p>Local Authority support has been provided to schools in respect of this indicator. Schools are monitoring pupils performance with regard to making progress and intervening/supporting pupils where necessary to ensure all pupils make progress.</p> <p>Also, schools are being supported in the development of more robust tracking systems so that appropriate interventions can be made to support pupils not making sufficient progress. Rigorous analysis of pupil performance is helping identify why pupils did not make two levels progress.</p>	
Actions proposed	
<p>Key Actions proposed for next year 2009/2010 in relation to delivering services linked to this indicator: There will be continued focus on this target to ensure progress is sustained. There will be a particular emphasis on underperforming schools and vulnerable groups of pupils, especially those eligible for Free School Meals.</p>	
Risks identified to achieving indicator	

Brief description of risk:	Probability	Impact	Please outline the mitigating actions put in place to reduce the risk
Reduction in funding for support and intervention	Low (1)	Severe (4)	Need to ensure DMT secure SNS funding

Indicator	CYP 3.3.4 – LAA Statutory Attainment Indicator – NI 95 (CSI48) Progression by 2 levels in English between Key Stage 2 and Key Stage 3 PSA 11
Responsible Officer	Sue Bardwell
Current Target	32.8%
Quarter Result	N/A (annual target, academic year)
Projected Outturn	30.8%
Actual Outturn	Not yet available
Polarity	High outturn positive
RAG Rating	Amber
Trend	 1 Year

Indicator Quarterly Commentary

The indicator lead has outlined that a rating of amber has been give for this indicator, as currently due to a national problem relating to the publication of key stage 3 results, it is unclear from the Department Children School and Families when the information for this indicator will be available.

The indicator lead has provided a projected outturn for this indicator is 30.8% against at target of 32.8% (this is based on unvalidated national data), this is a variance of 6.1% which indicates Amber, this indicates that performance of this indicator has improved on the previous years outturn of 26.5% (an increase of 4.3%), however this is only a projected outturn, and performance is expected to maintain the 1% increase seen since 2006.

In 2008 a new contractor was given the job by the National Assessment Agency to deliver and mark the Key Stage 2 and 3 SATs. As many processes and procedures were not in place and it now being clear that there were also not enough good quality markers, this resulted in many papers going missing before they were marked, and of those papers that were marked many schools sent them back for appeal as they believed they had been marked incorrectly. At the present moment Local Authorities have still yet to receive the validated data for both key stages. The decision to abolish the key stage three SATs was made by the Secretary of State for Children, Schools and Families. From Summer 2009 (financial year 2009/10), children will no longer sit Key Stage 3 SATs, therefore as these SATs no longer exist there will be no information to report.

Please note that from 2009 all key stage three indicators are being removed from the national indicator set as directed by the Department Children School and Families, therefore these will no longer be monitored/reported on.

Actions taken

Key activities delivered during quarter four: The School Improvement Division provides ongoing support to schools in respect of this indicator. Schools are monitoring pupils progress with regard to their attainment in both English and maths and intervening/supporting pupils where necessary.

Implementation of Secondary National Strategy teaching and learning approaches, with a focus on monitoring of pupils progress to ensure pupils make two levels progress in English, targeted deployment of resources for those schools and groups of pupils with the greatest distance to travel.

Actions proposed

Key Actions proposed for next year 2009/2010 in relation to delivering services linked to this indicator: The Department Children School and Families is reviewing this key stage and alternative performance measures will be developed in due course. In the meantime secondary schools and local authorities should focus on improving progress from key stage 2 to key stage 4.

Whilst the national indicator has been withdrawn, Staffordshire will continue to support and challenge schools to ensure that as many pupils as possible make the best possible progress, of at least 2 levels from

Key Stage 2 to key stage 3, as evidenced through teacher assessment. There will be a focus on supporting schools in establishing robust and rigorous pupil tracking and implementing Assessment for Learning strategies, especially Assessing Pupils Progress and One to One tuition.			
Risks identified to achieving indicator			
Brief description of risk:	Probability	Impact	Please outline the mitigating actions put in place to reduce the risk
No risks have been identified for this indicator.			

Indicator	CYP 3.3.5 – LAA Statutory Attainment Indicator – NI 96 (CSI49) Progression by 2 levels in Maths between Key Stage 2 and Key Stage 3 PSA 11
Responsible Officer	Sue Bardwell
Current Target	64.9%
Quarter Result	N/A (annual target, academic year)
Projected Outturn	61.0%
Actual Outturn	Not yet available
Polarity	High outturn positive
RAG Rating	Amber
Trend	↗ 1 Year

Indicator Quarterly Commentary

The indicator lead has outlined that a rating of amber has been give for this indicator, as currently due to a national problem relating to the publication of key stage 3 results, it is unclear from the Department Children School and Families when the information for this indicator will be available.

The indicator lead has provided a projected outturn for this indicator is 61.0% against at target of 64.9% (this is based on unvalidated national data), this is a variance of 6.0% which indicates Amber, this indicates that performance of this indicator has improved on the previous years outturn of 59.8% (an increase of 1.2%), however this is only a projected outturn, and performance is expected to maintain the increase seen since 2006.

In 2008 a new contractor was given the job by the National Assessment Agency to deliver and mark the Key Stage 2 and 3 SATs. As many processes and procedures were not in place and it now being clear that there were also not enough good quality markers, this resulted in many papers going missing before they were marked, and of those papers that were marked many schools sent them back for appeal as they believed they had been marked incorrectly. At the present moment Local Authorities have still yet to receive the validated data for both key stages. The decision to abolish the key stage three SATs was made by the Secretary of State for Children, Schools and Families. From Summer 2009 (financial year 2009/10), children will no longer sit Key Stage 3 SATs, therefore as these SATs no longer exist there will be no information to report.

Please note that from 2009 all key stage three indicators are being removed from the national indicator set as directed by the Department Children School and Families, therefore these will no longer be monitored/reported on.

Actions taken

Key activities delivered during quarter four: The School Improvement Division provides ongoing support to schools in respect of this indicator. Schools are monitoring pupils progress with regard to their attainment in both English and maths and intervening/supporting pupils where necessary.

Implementation of Secondary National Strategy teaching and learning approaches, with a focus on monitoring of pupils progress to ensure pupils make two levels progress in Maths, targeted deployment of resources for those schools and groups of pupils with the greatest distance to travel.

Actions proposed

Key Actions proposed for next year 2009/2010 in relation to delivering services linked to this indicator: The Department Children School and Families is reviewing this key stage and alternative performance measures will be developed in due course. In the meantime secondary schools and local authorities should focus on

improving progress from key stage 2 to key stage 4.			
Whilst the national indicator has been withdrawn, Staffordshire will continue to support and challenge schools to ensure that as many pupils as possible make the best possible progress, of at least 2 levels from Key Stage 2 to key stage 3, as evidenced through teacher assessment. There will be a focus on supporting schools in establishing robust and rigorous pupil tracking and implementing Assessment for Learning strategies, especially Assessing Pupils Progress and One to One tuition.			
Risks identified to achieving indicator			
Brief description of risk:	Probability	Impact	Please outline the mitigating actions put in place to reduce the risk
No risks have been identified for this indicator.			

Indicator	CYP 3.3.6 – LAA Statutory Attainment Indicator – NI 87 (CEW1)		
	Secondary school persistent absence rate DCSF DSO		
Responsible Officer	Jim Brady (Gaynor Nunnick)		
Current Target	5.0%		
Quarter Result	N/A (annual target, academic year)		
Projected Outturn	4.95%		
Actual Outturn	Not yet available		
Polarity	Low outturn positive		
RAG Rating	Green		
Trend	↗ 1 Year		
Indicator Quarterly Commentary			
<p>The indicator lead has outlined that a rating of green has been given for this indicator as unvalidated census data for the Autumn term shows persistent absence in secondary schools to be 4.95%, against the target of 5.0% (lower outturn is positive). this indicates that the target will be achieved and is supported by the direction of travel of this indicator, relating to school support services being delivered in line with the indicator which is travelling in the right direction.</p> <p>The current performance is on target. The Education Welfare Service are working closely with priority secondary schools to reduce persistent absence, and also early indicator primary and secondary schools whilst continuing to offer universal support to reduce persistent absence in all schools.</p> <p>The reduction in numbers of persistent absence pupils in Staffordshire schools means that more secondary pupils are in school for more of the time, and as a result have better opportunities to achieve success in their secondary education</p>			
Actions taken			
Key activities delivered during quarter four: The Education Welfare Service are supporting and challenging school practice to reduce the numbers of pupils with persistent absence, including working with other support services. Specific training opportunities have been made available to all schools with higher levels of persistent absence.			
Actions proposed			
Key Actions proposed for next year 2009/2010 in relation to delivering services linked to this indicator: In 2009/2010 the Education Welfare Service will continue to support secondary schools in respect of the target and also work with primary schools, supporting those who are identified as having a level of persistent absence above the national average. Pupils with Special Educational Needs have been identified by the Department Children Schools and Families as disproportionately represented amongst persistent absence pupils and to support this, special schools and Pupil Referral Units (PRUs) will be supported in reducing their levels of persistent absence.			
Risks identified to achieving indicator			
Brief description of risk:	Probability	Impact	Please outline the mitigating actions put in place to reduce the risk

No risks have been identified for this indicator.			
---	--	--	--

Indicator	CYP 3.4.1 – LAA Statutory Attainment Indicator – NI 97 (CSI50) Progression by 2 levels in English between Key Stage 3 and Key Stage 4 PSA 11
Responsible Officer	Sue Bardwell
Current Target	59.5%
Quarter Result	N/A (annual target, academic year)
Projected Outturn	
Actual Outturn	59.0%
Polarity	High outturn positive
RAG Rating	Green
Trend	↗ 1 Year

Indicator Quarterly Commentary

The indicator lead has outlined that a rating of green has been given for this indicator, as confirmed data indicates that although the target has not been achieved, performance for 2008/09 (academic year 2008) is 59.0% against target of 59.5% (variance 0.8%), this is within the acceptable variance parameters for a rating of green (0.0% - 4.9%). There has also been an improvement of 6.0% against last years attainment (53.0%).

This is now equal to the national figure and has increased Staffordshire's national ranking from 100 in 2007 to 73rd in 2008 (out of 150 Local Authorities)

The progress pupils are making from key stage 3 to key stage 4 ensures they attain good results in GCSE English. This achievement will enhance their life chances and enable them to progress further in their choice of education, employment or training from a secure educational base.

In 2008 a new contractor was given the job by the National Assessment Agency to deliver and mark the Key Stage 2 and 3 SATs. As many processes and procedures were not in place and it now being clear that there were also not enough good quality markers, this resulted in many papers going missing before they were marked, and of those papers that were marked many schools sent them back for appeal as they believed they had been marked incorrectly. At the present moment Local Authorities have still yet to receive the validated data for both key stages. The decision to abolish the key stage three SATs was made by the Secretary of State for Children, Schools and Families. From Summer 2009 (financial year 2009/10), children will no longer sit Key Stage 3 SATs, therefore as these SATs no longer exist there will be no information to report.

Please note that from 2009 all key stage three indicators are being removed from the national indicator set as directed by the Department Children School and Families, therefore these will no longer be monitored/reported on.

Actions taken

Key activities delivered during quarter four: The School Improvement Division provides ongoing support to schools in respect of this indicator. Schools are monitoring pupils progress with regard to their attainment in both English and maths and intervening/supporting pupils where necessary.

Implementation of Secondary National Strategy teaching and learning approaches, with a focus on monitoring of pupils progress from key stage 3 to key stage 4, targeted deployment of resources and appropriate intervention strategies for those schools and groups of pupils with the greatest distance to travel.

Local Authority support has been provided to schools in respect of this indicator. Schools are monitoring pupils performance with regard to making progress in English and intervening/supporting pupils where necessary to ensure all pupils make two levels progress, however as this is a new indicator schools are beginning with focusing on reaching threshold levels rather than two levels progress.

Also, schools are being supported in the development of more robust tracking systems so that appropriate interventions can be made to support pupils not making sufficient progress. Rigorous analysis of pupil performance is helping identify why pupils did not make two levels progress.

Actions proposed			
Key Actions proposed for next year 2009/2010 in relation to delivering services linked to this indicator: The Department Children School and Families is reviewing this key stage and alternative performance measures will be developed in due course. In the meantime secondary schools and local authorities should focus on improving progress from key stage 2 to key stage 4.			
Whilst the national indicator has been withdrawn, Staffordshire will continue to support and challenge schools to ensure that as many pupils as possible make the best possible progress, of at least 2 levels from Key Stage 3 to key stage 4, as evidenced through teacher assessment. There will be a focus on supporting schools in establishing robust and rigorous pupil tracking and implementing Assessment for Learning strategies, especially Assessing Pupils Progress and One to One tuition.			
Risks identified to achieving indicator			
Brief description of risk:	Probability	Impact	Please outline the mitigating actions put in place to reduce the risk
No risks have been identified for this indicator			

Indicator	CYP 3.4.2 – LAA Statutory Attainment Indicator – NI 98 (CSI51) Progression by 2 levels in Maths between Key Stage 3 and Key Stage 4 PSA 11
Responsible Officer	Sue Bardwell
Current Target	30.4%
Quarter Result	N/A (annual target, academic year)
Projected Outturn	
Actual Outturn	19.2%
Polarity	High outturn positive
RAG Rating	Red
Trend	↓ 1 Year

Indicator Quarterly Commentary

The indicator lead has outlined that a rating of red has been given for this indicator, as performance indicates that the target has not been achieved, performance for 2008/09 (academic year 2008) is 19.2% against target of 30.4%, there has been a drop in performance on the previous year of 4.6%, (from 23.8% to 19.2%), this indicates that performance is not travelling in the correct direction to maintain the improvements made over the last 3 years (travelling from 21.4% in 2005 to 23.8% in 2007).

This is below the national figure (23.4%) by 4.2% which has decreased Staffordshire's national ranking from 110th in 2007 to 113th in 2008 (out of 150 Local Authorities)

In 2008 a new contractor was given the job by the National Assessment Agency to deliver and mark the Key Stage 2 and 3 SATs. As many processes and procedures were not in place and it now being clear that there were also not enough good quality markers, this resulted in many papers going missing before they were marked, and of those papers that were marked many schools sent them back for appeal as they believed they had been marked incorrectly. At the present moment Local Authorities have still yet to receive the validated data for both key stages. The decision to abolish the key stage three SATs was made by the Secretary of State for Children, Schools and Families. From Summer 2009 (financial year 2009/10), children will no longer sit Key Stage 3 SATs, therefore as these SATs no longer exist there will be no information to report.

Please note that from 2009 all key stage three indicators are being removed from the national indicator set as directed by the Department Children School and Families, therefore these will no longer be monitored/reported on

Actions taken

Key activities delivered during quarter four: This reduction in the amount of progress made by pupils in maths will have some impact on pupils futures but this is offset to some extent by the fact that there has been a 3% increase in the number of pupils gaining A* - C in mathematics from 58% in 2007 to 61% in 2008. This achievement will enhance their life chances and enable them to progress further in their choice of

education, employment or training from a secure educational base.

The School Improvement Division provides ongoing support to schools in respect of this indicator. Schools are monitoring pupils progress with regard to their attainment in both English and maths and intervening/supporting pupils where necessary.

Implementation of Secondary National Strategy teaching and learning approaches, with a focus on monitoring of pupils progress in Maths from key stage 3 to key stage 4 (the majority of pupils have gained a good grade at maths, and many have made progress but not enough have made 2 levels progress) targeted deployment of resources and appropriate intervention strategies for those schools and groups of pupils with the greatest distance to travel.

Local Authority support has been provided to schools in respect of this indicator. Schools are monitoring pupils performance with regard to making progress in English and intervening/supporting pupils where necessary to ensure all pupils make two levels progress, however as this is a new indicator schools are beginning with focusing on reaching threshold levels rather than two levels progress.

Also, schools are being supported in the development of more robust tracking systems so that appropriate interventions can be made to support pupils not making sufficient progress. Rigorous analysis of pupil performance is helping identify why pupils did not make two levels progress.

Actions proposed

Key Actions proposed for next year 2009/2010 in relation to delivering services linked to this indicator: The Department Children School and Families is reviewing this key stage and alternative performance measures will be developed in due course. In the meantime secondary schools and local authorities should focus on improving progress from key stage 2 to key stage 4.

Whilst the national indicator has been withdrawn, Staffordshire will continue to support and challenge schools to ensure that as many pupils as possible make the best possible progress, of at least 2 levels from Key Stage 3 to key stage 4, as evidenced through teacher assessment. There will be a focus on supporting schools in establishing robust and rigorous pupil tracking and implementing Assessment for Learning strategies, especially Assessing Pupils Progress and One to One tuition.

Risks identified to achieving indicator

Brief description of risk:	Probability	Impact	Please outline the mitigating actions put in place to reduce the risk
No risks have been identified for this indicator			

Indicator	CYP 3.4.3 – LAA Statutory Attainment Indicator – NI 101 (CSE3) Looked after children achieving 5 A*-C GCSEs (or equivalent) at Key Stage 4 (including English and Maths) PSA 11
Responsible Officer	Andrew Brunt (Marian Richards)
Current Target	21.6%
Quarter Result	13.9%
Projected Outturn	
Actual Outturn	13.9%
Polarity	High outturn positive
RAG Rating	Red
Trend	↕ 1 Quarter

Indicator Quarterly Commentary

This indicator has been rated as red, as based on the current performance against target, the target has not been achieved, and there is considerable distance to travel to the target. (Target 2008/09: 21.6%. Current cohort performance: 13.9%, variance 55.4% from target).

Target setting for this indicator is open to enormous differences between the cohort who are in care when the target is set and the actual cohort on which the attainment is based. For example, for 2010/11 a target has to be set in January 2009, for children who would have been in care for at least twelve months on 30th

September 2009.

The direction of travel indicator is also unhelpful as the results achieved are very specific to a very small cohort where each child has a large impact on overall results, (in this years cohort there were 43 children which equates to 2.3% per child and there can be significant variation in relevant factors such as the number of children in the cohort with a full statement of special educational needs, for 2008/09 the official cohort, 39.5% had a full statement compared to 23.9% in the previous cohort.)

In a wider context of course a successful our early intervention strategy will raise the threshold for entry into care producing a greater disparity between the attainment of the general school and looked after children's populations

There are designated teachers in schools to monitor attainments and target support as necessary to improve the attainment of looked after children. Looked after children education co-ordinators and learning mentors provide support to individual children referred by schools. The dowry fund (This fund is short term, extra financial support made available in order to help a looked after child better access education in school. This dowry will fund things such as additional classroom support, providing a learning mentor to aid integration, providing specialist equipment or visits) provides additional targeted support.

Actions taken

Key activities delivered during quarter four: Existing resources and new funding support children, young people, schools and carers through a range of targeted interventions, including: qualified teacher coordinators, learning education mentors/coordinators. New arrangements to benchmark and track the achievement and attendance of young people through monthly tracking meetings have been established. These will support early intervention and ensure that resources are focused on those children who are failing to achieve in line with their peers. Targeted reading schemes have also been established to support foster carers working with younger children.

Lower thresholds have been applied to identifying and managing the school attendance or absence of children in care and new data collection arrangements support earlier intervention by Education Welfare Officers and Social Workers to deal with problems which may affect both a child's education and of placement stability.

Actions proposed

Key Actions proposed for next year 2009/2010 in relation to delivering services linked to this indicator: We will continue to improve systems and approaches to better identify those children who need additional support and to measure added value.

Audits are being carried out to review the quality of Personal Education Plans and new guidance in relation to the role of designated teachers will support the revision of our exiting procedures.

A draft policy is being developed to support the introduction of Personal Education Allowances to support carers meet additional out of school needs. Additional grant funding has been provided to schools to promote the attainment individual looked after children.

Initial consideration is being given to the benefits of developing a virtual school for children in care.

Risks identified to achieving indicator

Brief description of risk:	Probability	Impact	Please outline the mitigating actions put in place to reduce the risk
Not improving the attainment of looked after children:	5	3	Looked After Children's Service Business Plan 2009-10 Continuous improvement of information systems to target additional support to individual children to ensure they meet predicted educational achievement. Improving the quality of Personal Educational Plans. Further advice to schools and social care services regarding the need to prioritise support for children in care and their carers through partnership working.

Indicator	CYP 3.5.1 (CCT5) (local indicator)
------------------	---

	Number of 16 year olds attendances at sport and cultural activities/ facilities
Responsible Officer	Janene Cox
Current Target	1372134
Quarter Result	343609
Projected Outturn	
Actual Outturn	1362864
Polarity	High outturn positive
RAG Rating	Green
Trend	↗ 1 Quarter
Indicator Quarterly Commentary	
<p>The indicator lead has outlined that a rating of green has been given for this indicator, as although the target has not been met, performance has improved on the baseline (2007/08: 1331302; outturn 1362864) and the outturn is within an acceptable variance from target to indicate green (0 - 4.9%) (2008/09 target 1372134; outturn 1362864, variance from target, -0.7%).</p> <p>The lack of an Easter holiday during this financial year and the five week closure of a swimming pool in Stafford Borough this quarter have impacted on attendances. Some pre planned school trips to museums and galleries also had to be cancelled at the start of the year due to the snow. The economic recession may also have affected attendances.</p> <p>As a result of this performance, children and young people have been given increased opportunities to participate in a wide range of sport, cultural and learning activities during the year. Evidence demonstrates that participation in such activities can raise aspirations and plays an important role in community cohesion and community involvement. Sport and leisure activities provide the opportunity to develop social skills and increase self esteem and the activities offered have enabled children and young people to enjoy and achieve in a safe environment.</p> <p>Due to the maternity leave of an Arts Development Officer in Cannock District, only a limited number of projects have been delivered. In East Staffordshire the children's play area (Pirates Cove) at Meadowside Leisure Centre was withdrawn due to the need to refurbish and update, actions that will be undertaken when the full leisure centre refurbishment has been completed. If attendance figures were added back in to the overall attendance figures, the target for East Staffordshire would have been achieved. Performance across all South Staffordshire leisure centres for swimming has been low this year, it is thought this is due to two main reasons – free swimming being offered at nearby leisure centres drawing customers elsewhere, and the poor weather.</p> <p>The number of pupils visiting museums and galleries was below target by 817 visits, due to some trips being cancelled due the snow and also the economic downturn and cost of fuel may have affected schools' ability to make out of school trips. The number of middle and secondary school children participating in out of school Archive Service study projects was very slightly below target as a result of the cancellation of a visit by one school during this quarter. The Summer Reading Challenge exceeded its target for children participating this year.</p> <p>At Alleynes Sports Centre the pool has been shut for refurbishment for nearly five weeks since Jan 1. The Stafford Gatehouse Youth Theatre attendances are as expected this quarter. The Jan – March quarter had more Stafford Gatehouse Youth Theatre sessions than other quarters, so attendances were higher this quarter and as a result attendances for the year were exceeded. In Tamworth Borough the target for attendances was exceeded due to additional coaching being provided.</p>	
Actions taken	
<p>Key activities delivered during quarter four: In Cannock Chase District the under 16 free swimming has deemed very popular, and with the launch of increased access within the pool programme from April 2009, it is hoped that this will sustain the initial interest shown. Chase Card was launched enabling 50% discount for special user categories from January 2009. This has had a very positive effect on membership sales. Meadowside Leisure Centre has been able to secure the services of a gymnastics coach which has enabled gymnastics courses to resume. SUSSED activities took place in South Staffordshire during the February half term. Alleynes Sports Centre restarted Swimming Teacher training courses and the long-term benefits of this should equal more swimming lessons. In Staffordshire Moorlands, free swimming has increased participation. Planning is underway for the delivery of the Summer Reading Challenge in 2009 and staff training days have been organised. New out of school study projects have been developed by the Archive</p>	

Service to engage pupils and develop a sense of identity in young people with their local community. Work is underway on a web resource to accompany an exhibition, which will encourage future use of museum art collections linking to current teaching methods using animation. Museum on the Move was re-launched with a fresh exhibition this quarter and bookings are being taken for the Autumn.			
Actions proposed			
Key Actions proposed for next year 2009/2010 in relation to delivering services linked to this indicator: Free swimming sessions for under 16s in Cannock Chase, East Staffordshire, Newcastle, South Staffordshire, Stafford and Staffordshire Moorlands and promotion of this. Launch of X bike indoor mountain bike sessions around May 2009 at Rugeley and Cannock Leisure Centres. Continued preparation for the refurbishment of Meadowside Leisure Centre, with the expected start on site date of mid October 2009 still the target. Closer working with the School Sports Coordinators and Partnership. Development Manager in East Staffordshire to deliver after school activity programmes. Reopen the pool at Alleyne's Sports Centre once refurbishment is complete. Run more Swimming Teacher training courses in Stafford Borough. Deliver staff training sessions for the Summer Reading Challenge. Delivery of educational visits to Shugborough. Promotion of the Mobile Museum to schools. Roll out of pilot school sessions at the World War I hut. Planning the Nursery Rhymes exhibition at the Shire Hall Gallery. Launch of the Archive Service e module on Mediaeval Staffordshire to promote the Service to teachers and promotion of the Civil War option to local schools in Lichfield.			
Risks identified to achieving indicator			
Brief description of risk:	Probability	Impact	Please outline the mitigating actions put in place to reduce the risk
The refurbishment of Meadowside in East Staffordshire will result in the full closure of the facility and the consequential impact on attendances.	5	3	Arrangements are being made for an Interim Service Provision (ISP) but it is unlikely that this will cover/replicate every facility.
Continuing economic recession may have an impact on attendances.	3	3	Free swimming to under 16s will help to off-set the impact on attendances. Effective programming and marketing of facilities by partners to encourage continued attendance eg. Promoting Positive Activities for young people website due to go live in the next financial year.

Indicator	CYP 3.5.2 (CCT6) (local indicator) Number of young people aged 16 and under participating in Local Authority organised sports development and active recreation programmes
Responsible Officer	Mark Thornewell
Current Target	60499
Quarter Result	24843
Projected Outturn	
Actual Outturn	98300
Polarity	High outturn positive
RAG Rating	Strong Green
Trend	↗ 1 Quarter

Indicator Quarterly Commentary	
Performance of this indicators outlines that a rating of green should be given, as the target for this indicator has been exceeded (higher outturn is positive). (2008/09 Target: 60499, Outturn: 98300).	
Cannock: Due to the maternity leave of an Arts Development officer, only a limited number of projects have been delivered but targets have still been achieved. East Staffordshire: All plans delivered and achieved. Newcastle: Increase due to additional PPA (these are schools session, usually multi-sports, with each week teaching children a new or different sport/activity) time being commissioned through schools. To keep the	

target of 14674 for next year. South Staffordshire: Get Set Schools has been the only activity this quarter, and has gone well. Partnership working between the District Council and the School Sports Partnership to have shared coaches, has increased the number of coaches available and therefore, activities that are offered through the Get Set Scheme. This has made communication for the coaches much easier, and has strengthened the offer for schools. Stafford: The attendances on our holiday courses this quarter did not quite meet the target. This was due to the fact that there was only one week of school holidays that fell within this quarter compared to other quarters where there are a lot more holidays. During this holiday we also ran our Chill-out project. Tamworth: Coaching is high due to mobile leisure.

Young people have had access to a wide range of positive activities which has helped enrich their lives and encourage them to take part in activities which contribute to a healthy lifestyle.

Participation in sports and leisure activities provides the opportunity to develop social skills and increase their self-esteem. The programmes offered at the facilities offer the opportunity for young people to enjoy and achieve in a safe environment.

Actions taken

Key activities delivered during quarter four: Cannock: The under 16 free swimming has deemed very popular and with the launch of increased access within the pool programme from April 09, we are hopeful this will sustain the initial interest shown. In order to ensure effective customer turnover, band systems are in operation in pool sessions. Chase Card launched enabling 50% discount for special user categories from January 2009. This has had a very positive effect on membership sales. East Staffordshire: Play Conference on March was successful with 78 attendees committing to year two strategy for play. Streets Ahead launched in Unity Park, good partnership with Parks and Open Spaces, over 200 children attended from target areas. South Staffordshire: Planning for next summer's activities. Get Set Competitions, Get Set Schools. Stafford: Numbers for the festivals and tournaments are quite pleasing and these competitions have seen an increase in the number of school teams participating over the last twelve months. This is due to the input and links we have with the Stafford and Stone School Sports Partnership.

Actions proposed

Key Actions proposed for next year 2009/2010 in relation to delivering services linked to this indicator: Cannock: Free swimming sessions for under 16s. Launch X bike indoor mountain bike sessions around May 2009. East Staffordshire: Overweight children's programme starting in April 2009. Produce first draft of 2009 Community Sport and Physical Activity Network (CSPAN) plan. Stafford: We will be running a programme of activities during the school holidays at Easter, which is in the next quarter, so this will hopefully improve our holiday course figures.

Risks identified to achieving indicator

Brief description of risk:	Probability	Impact	Please outline the mitigating actions put in place to reduce the risk
East Staffordshire Loss of staff due to redundancy may affect ability to reach increase in targets for forthcoming year	3	3	Will look at increased partnership working to continue programme developments
Continuing economic recession may have an impact on attendances.	3	3	Free swimming to under 16s will help to off-set the impact on attendances. Effective programming and marketing of facilities by partners to encourage continued attendance eg. Promoting Positive Activities for young people website due to go live in the next financial year.

Indicator	CYP 3.5.3 - NI 199 (CEY1) Children and young people's satisfaction with parks and play areas
Responsible Officer	Jim Brady
Current Target	N/A – New National Indicator to be set in 2009
Quarter Result	N/A
Projected Outturn	N/A
Actual Outturn	N/A – indicator to be measured from 2009

Polarity	High outturn positive		
RAG Rating	N/A		
Trend	Not calculated		
Indicator Quarterly Commentary			
<p>The indicator lead has outlined that a rating of green has been give for this indicator, as the Playbuilder programme is delivering against plan and in 2008/09 delivered eight new/refurbished play areas over the Department Children Schools and Families target of six play areas. For 2009/10 the Department Children Schools and Families have asked that we deliver eight new/refurbished play areas and we will deliver ten. The project manager continues to oversee the programme and reports monthly to the project board. The 2009/10 applications have been agreed and ten will be delivered by March 2010. Applications for 2010/11 have been launched and a series of roadshows planned.</p> <p>The Playbuilder programme has implemented new/refurbished sites during 2008/10 which has provided additional play opportunities for 3000 children aged 8-13. Children have been consulted on the approved applications to ensure that the Playbuilder projects deliver what the children want and need. By providing better outside play provision the Children and Young People have access to more attractive play spaces that are accessible to all children including disabled and those from minority groups.</p>			
Actions taken			
Key activities delivered during quarter four: please see above for activities delivered during quarter four.			
Actions proposed			
Key Actions proposed for next year 2009/2010 in relation to delivering services linked to this indicator: Mange the implementation of ten new/refurbished playbuilder sites. Ensure maintenance of the current playbuilder sites. Hold Playbuilder roadshows. Hold workshop for all potential applicants. Continue to publish a monthly playbuilder bulletin. Maintain and update the website. Agree the final year of playbuilder sites			
Risks identified to achieving indicator			
Brief description of risk:	Probability	Impact	Please outline the mitigating actions put in place to reduce the risk
No risks have been identified for this indicator			

Indicator	CYP 3.6.1 - (CCF1) (local Indicator) Increased number of opportunities available within the community to participate in a variety of recreational, social and health focused activities - Number of outreach support sessions offered across in South Staffordshire		
Responsible Officer	Margaret Crook		
Current Target	2000		
Quarter Result	458		
Projected Outturn			
Actual Outturn	1856		
Polarity	High outturn positive		
RAG Rating	Red		
Trend	↓ 2 Quarters		
Indicator Quarterly Commentary			
<p>The automatically generated PMIS RAG rating for this indicator is amber as current performance falls within the amber variance of between 5.0% - 10.0% (target 2000, outturn 1856, variance from target 7.2%). However, the target has not been achieved for this indicator, therefore the RAG rating has been amended to RED. This is supported by the decline in performance of the indicator from quarter two with an average decrease in the number of outreach sessions of 19 over quarters three and four, there is still some distance to travel to the target, (an additional 144 sessions) this would require an average increase of 36 sessions per quarter.</p> <p>Carers Association South Staffordshire Staffing issues in quarter one were addressed and this can be seen</p>			

<p>in quarters two where there has been a steady increase in performance, however this was not maintained over quarter three and four, so performance fell short of the target.</p> <p>The maintenance support sessions offered to all Young Carers have provided them with a supportive environment as part of a larger Carers network in which they have the opportunity to voice their feelings and concerns and receive appropriate advice and guidance. Support sessions enable Young Carers to make informed choices about issues that directly concern them and thereby enable them to lead healthy and enjoyable lifestyles. Through participation in positive activities Young Carers not only have a chance to mix with their peers and have fun but it also provides them with opportunities to take time out from their everyday caring responsibilities. Awareness raising sessions in schools not only highlight to both staff and pupils the issues that Young Carers face in their everyday lives but they often bring to light new Young Carers who can then be offered a variety of support mechanisms through Young Carers initiatives in the local area.</p>			
Actions taken			
<p>Key activities delivered during quarter four: Currently two organisations within Staffordshire provide services for Young Carers. This service provision needs to be reviewed and a consistent approach adopted. A work stream under CYPP 3.6 will be established during 09/10 with the aim of developing a service specification for all Young Carers in Staffordshire, which will then be included in the CYPP 2010/11.</p>			
Actions proposed			
<p>Key Actions proposed for next year 2009/2010 in relation to delivering services linked to this indicator: Although Children's Fund contracts for Young Carers will still be in place until 31 March 2010 and will continue to be monitored through Children's Fund performance management processes they will no longer be monitored as part of the CYPP 2009/10.</p> <p>The CYPP work stream 3.6. will during 09/10 develop a service specification appropriate for all Young Carers in Staffordshire with a view to re-inclusion in the 2010/11 CYPP. The work stream will bring agencies together, address current service provision and work towards the development of a consistent county wide service specification for Young Carers that will be endorsed by the Carers Programme Board.</p>			
Risks identified to achieving indicator			
Brief description of risk:	Probability	Impact	Please outline the mitigating actions put in place to reduce the risk
No risks have been identified for this indicator			

Indicator	CYP 3.6.1 - (CCF2) (local Indicator) Increased number of opportunities available within the community to participate in a variety of recreational, social and health focused activities - Number of schools having Awareness raising sessions delivered
Responsible Officer	Margaret Crook
Current Target	20
Quarter Result	12
Projected Outturn	
Actual Outturn	21
Polarity	High outturn positive
RAG Rating	Red
Trend	↗ 2 Quarters

Indicator Quarterly Commentary	
<p>The indicator lead has outlined that a rating of green has been give for this indicator as the target has been met and performance has improved immensely from the previous quarters. (target 20 awareness raising sessions). It was the lack of school timetable capacity rather than the service provider's ability to deliver that gave concerns about meeting targets in the early quarters of the year. The full programme was planned and implemented in the third & fourth quarter.</p> <p>The maintenance support sessions offered to all Young Carers have provided them with a supportive environment as part of a larger Carers network in which they have the opportunity to voice their feelings and concerns and receive appropriate advice and guidance. Support sessions enable Young Carers to make informed choices about issues that directly concern them and thereby enable them to lead healthy and</p>	

<p>enjoyable lifestyles. Through participation in positive activities Young Carers not only have a chance to mix with their peers and have fun but it also provides them with opportunities to take time out from their everyday caring responsibilities. Awareness raising sessions in schools not only highlight to both staff and pupils the issues that Young Carers face in their everyday lives but they often bring to light new Young Carers who can then be offered a variety of support mechanisms through Young Carers initiatives in the local area.</p>			
Actions taken			
<p>Key activities delivered during quarter four: Currently two organisations within Staffordshire provide services for Young Carers. This service provision needs to be reviewed and a consistent approach adopted. A work stream under CYPP 3.6 will be established during 09/10 with the aim of developing a service specification for all Young Carers in Staffordshire, which will then be included in the CYPP 2010/11.</p>			
Actions proposed			
<p>Key Actions proposed for next year 2009/2010 in relation to delivering services linked to this indicator: Although Children's Fund contracts for Young Carers will still be in place until 31 March 2010 and will continue to be monitored through Children's Fund performance management processes they will no longer be monitored as part of the CYPP 2009/10.</p> <p>The CYPP work stream 3.6. will during 09/10 develop a service specification appropriate for all Young Carers in Staffordshire with a view to re-inclusion in the 2010/11 CYPP. The work stream will bring agencies together, address current service provision and work towards the development of a consistent county wide service specification for Young Carers that will be endorsed by the Carers Programme Board.</p>			
Risks identified to achieving indicator			
Brief description of risk:	Probability	Impact	Please outline the mitigating actions put in place to reduce the risk
No risks have been identified for this indicator			

Indicator	CYP 3.6.1 - (CCF3) (local Indicator) Increased number of opportunities available within the community to participate in a variety of recreational, social and health focused activities - Number of young carers involved in positive activities across the county.
Responsible Officer	Margaret Crook
Current Target	400
Quarter Result	376
Projected Outturn	
Actual Outturn	376
Polarity	High
RAG Rating	Amber
Trend	↘ 2 Quarters
Indicator Quarterly Commentary	
<p>The automatically generated PMIS RAG rating for this indicator is amber as current performance falls within the amber variance of between 5.0% - 10.0% (target 400, outturn 376, variance from target 6.0%). However, the target has not been achieved for this indicator, therefore the RAG rating has been amended to RED. This is supported by the decline in performance of the indicator from quarter two with an average decrease in the number of outreach sessions of 14.5 over quarters three and four, although there has been some improvement on the baseline of 367, this improvement equates to nine additional carers engaged in positive activities (376 engaged from the baseline of 367), this consistent decline could indicate a fall in the number of young carers or that young carers are not engaged in participating in the current positive activities on offer (are we offering the right things).</p> <p>The figures shown above are a combined annual figure for North Staffordshire Carers Association & Carers Association South Staffordshire. Targets for North Staffordshire Carers Association in the north of the county were met in full. Targets for Carers Association South Staffordshire have not been moving in the right direction but this was not met due to staff shortages in quarter one. These staff shortages have been addressed by Carers Association South Staffordshire.</p> <p>The maintenance support sessions offered to all Young Carers have provided them with a supportive</p>	


<p>environment as part of a larger Carers network in which they have the opportunity to voice their feelings and concerns and receive appropriate advice and guidance. Support sessions enable Young Carers to make informed choices about issues that directly concern them and thereby enable them to lead healthy and enjoyable lifestyles. Through participation in positive activities Young Carers not only have a chance to mix with their peers and have fun but it also provides them with opportunities to take time out from their everyday caring responsibilities. Awareness raising sessions in schools not only highlight to both staff and pupils the issues that Young Carers face in their everyday lives but they often bring to light new Young Carers who can then be offered a variety of support mechanisms through Young Carers initiatives in the local area.</p>			
Actions taken			
<p>Key activities delivered during quarter four: Currently two organisations within Staffordshire provide services for Young Carers. This service provision needs to be reviewed and a consistent approach adopted. A work stream under CYPP 3.6 will be established during 09/10 with the aim of developing a service specification for all Young Carers in Staffordshire, which will then be included in the CYPP 2010/11.</p>			
Actions proposed			
<p>Key Actions proposed for next year 2009/2010 in relation to delivering services linked to this indicator: Although Children's Fund contracts for Young Carers will still be in place until 31 March 2010 and will continue to be monitored through Children's Fund performance management processes they will no longer be monitored as part of the CYPP 2009/10.</p> <p>The CYPP work stream 3.6. will during 09/10 develop a service specification appropriate for all Young Carers in Staffordshire with a view to re-inclusion in the 2010/11 CYPP. The work stream will bring agencies together, address current service provision and work towards the development of a consistent county wide service specification for Young Carers that will be endorsed by the Carers Programme Board.</p>			
Risks identified to achieving indicator			
Brief description of risk:	Probability	Impact	Please outline the mitigating actions put in place to reduce the risk
No risks have been identified for this indicator			

Indicator	CYP 3.6.1 - (CCF4) (local Indicator) Increased number of opportunities available within the community to participate in a variety of recreational, social and health focused activities - South Staffs Young carers aged 11 plus voice and who attend the CASS representation group
Responsible Officer	Margaret Crook
Current Target	20
Quarter Result	N/A
Projected Outturn	
Actual Outturn	20
Polarity	High outturn positive
RAG Rating	Green
Trend	➔ 1 Year
Indicator Quarterly Commentary	
<p>The indicator lead has outlined that a rating of green has been give for this indicator as the target for 2008 /09 has been achieved, there has been no improvement on the 2007/08 baseline for this indicator as it is aimed to maintained the current level of attendance. (Target 20, performance 20)</p> <p>The maintenance support sessions offered to all Young Carers have provided them with a supportive environment as part of a larger Carers network in which they have the opportunity to voice their feelings and concerns and receive appropriate advice and guidance. Support sessions enable Young Carers to make informed choices about issues that directly concern them and thereby enable them to lead healthy and enjoyable lifestyles. Through participation in positive activities Young Carers not only have a chance to mix with their peers and have fun but it also provides them with opportunities to take time out from their everyday caring responsibilities. Awareness raising sessions in schools not only highlight to both staff and pupils the issues that Young Carers face in their everyday lives but they often bring to light new Young Carers who can then be offered a variety of support mechanisms through Young Carers initiatives in the local area.</p>	

Actions taken			
Key activities delivered during quarter four: Currently two organisations within Staffordshire provide services for Young Carers. This service provision needs to be reviewed and a consistent approach adopted. A work stream under CYPP 3.6 will be established during 09/10 with the aim of developing a service specification for all Young Carers in Staffordshire, which will then be included in the CYPP 2010/11.			
Actions proposed			
Key Actions proposed for next year 2009/2010 in relation to delivering services linked to this indicator: Although Children's Fund contracts for Young Carers will still be in place until 31 March 2010 and will continue to be monitored through Children's Fund performance management processes they will no longer be monitored as part of the CYPP 2009/10.			
The CYPP work stream 3.6. will during 09/10 develop a service specification appropriate for all Young Carers in Staffordshire with a view to re-inclusion in the 2010/11 CYPP. The work stream will bring agencies together, address current service provision and work towards the development of a consistent county wide service specification for Young Carers that will be endorsed by the Carers Programme Board.			
Risks identified to achieving indicator			
Brief description of risk:	Probability	Impact	Please outline the mitigating actions put in place to reduce the risk
No risks have been identified for this indicator			

Make a Positive Contribution

Staffordshire Childrens Trust has identified that a key priority for Children and Young Peoples Services in Staffordshire is that all children and young people feel confident enough to have and make a positive contribution towards the society that they live in; the area they live in and in their everyday life.

Indicator	CYP 4.1.1 - (CCT7) (Local indicator) Number of children and young people's services who have signed up and done a self assessment for the hear by right standard
Responsible Officer	Gill Stanford
Current Target	10
Quarter Result	N/A
Projected Outturn	
Actual Outturn	10
Polarity	High outturn positive
RAG Rating	Green
Trend	 1 Year
Indicator Quarterly Commentary	
<p>The indicator lead has outlined that a rating of green has been given for this indicator, as the target has been achieved, the achievement of this target is a considerable improvement from the baseline of 4 services, (increase from 4 to 10 services).</p> <p>Individual agencies continue to map and plan against the Hear by Right standards, with this being a standing agenda item at the Participation Network. Staffordshire Police Force is the latest partner to plan to use these standards.</p> <p>Staffordshire Childrens Commissioner has recently established an executive level group which includes senior managers from most of the partners with a duty to cooperate. It is accountable to the Executive and Trust Board for the participation strategy and developing and implementing an annual action plan based on clear participation priorities across the partnership and down to services both managed in house and those commissioned.</p> <p>Using the standards has increased the understanding and awareness of staff and therefore there is an increased readiness to work directly with children and young people.</p> <p>At a recent event over 160 children and young people were supported by the Participation Network, to have their say at an event, this feedback will directly improve services as it will feed into the 2009 refresh of the Children and Young Peoples Plan.</p> <p>By using the standards, this has identified a need for even more robust systems across the Childrens Trust, which will in turn, formalise and improve the opportunities for children and young people to be able to have a say.</p> <p>Working within these standards has meant that staff across the Trust now recognise the need to involve children and young people in everything that they do; children and young people are involved in decisions that affect their lives; their views are taken seriously and acted upon. Examples are services opening when young people want to see them open; oppressive restrictions/orders being removed and strategy rewritten.</p>	
Actions taken	
Key activities delivered during quarter four: Hear by Right offers a tried and tested standards framework for organisations to improve policy and practice on the participation of children and young people. It maps current evidence of participation practice and helps plan priority developments. By working together, is has ensured that any direct work undertaken by Network members on behalf of the Trust is safe, sound and sustainable.	
Actions proposed	

Key Actions proposed for next year 2009/2010 in relation to delivering services linked to this indicator: A clear participation strategy underpinned by the Hear by Right standards is in place and a proposal to formalise arrangements is being placed before the Trust Board at their next meeting. This will ensure that Staffordshire meets its obligations under the Department of Children Schools and Families Childrens Trusts Statutory Guidance 2008 and the Comprehensive Area Assessment.			
Risks identified to achieving indicator			
Brief description of risk:	Probability	Impact	Please outline the mitigating actions put in place to reduce the risk
No risks have been identified for this indicator			

Indicator	CYP 4.2.1 – LAA Indicator NI 110 (CLI1) Young people's participation in positive activities PSA 14
Responsible Officer	Janene Cox
Current Target	N/A – New National Indicator to be set in 2009
Quarter Result	N/A
Projected Outturn	N/A
Actual Outturn	N/A – indicator to be measured from 2009
Polarity	High outturn positive
RAG Rating	N/A
Trend	Not calculated

Indicator Quarterly Commentary

The indicator lead has outlined that a rating of green has been give for this indicator, as although there is no target currently set for this indicator, good progress has been made against the Local Area Agreement Delivery Plan, with delivery in a steady state, with some minor variations.

The first results were received in January 09 and Staffordshire achieved a score of 71.2%, which is above the average for all England (69.5%), above the average for the West Midlands (69.7%) but below the average for English Counties (72.2%).

The disaggregated target for 5-16 year olds participating in 5 hours high quality physical education/sport is still under national discussion. However, the latest figures for those participating in 2 hours for the 07-08 academic year are 86.25%, compared to the 2008 Public Sector Agreement target of 85%.

Data for the proxy indicators shows that: 8576 young people participated in positive activities provided by the Youth Service and partners this quarter, resulting in an annual total of 19834 which has exceeded the target of 12700. 3,646 under 16s participated in cultural activities this quarter, making a total of 36187 for the year, which is slightly below the target of 36281. The number of young people taking part in inter school competition in the academic year 2007/08 was 40%, compared to the target of 38.8%. Data is currently only available for the Autumn Term for participation in the Sport Unlimited programme, this was 762 young people compared to the target for the year of 3518.

Although participation in the Summer Reading Challenge increased and exceeded the target, the number of pupils visiting museums and galleries was below the target.

Performance was affected by schools having to cancel some trips due to the snow and also the economic downturn and the price of fuel may have affected the ability of some schools to make out of school visits.

As a result of this performance, young people have been given increased opportunities to participate in a wide range of sport, cultural and learning activities during the year. Evidence demonstrates that participation in such activities can raise people's aspirations and also plays an important role in community cohesion and community involvement. This has included: The growth across all districts in the provision of sport and physical education. As a result the latest figures, based on the 2007/08 academic year, show that 86.25% of young people in Staffordshire receive at least 2 hours PE and school sport per week, 41% have participated in a community sports, dance or multi skills club with links to their school, 18% have been involved in volunteering and leadership activities within sport, 40% have been involved in inter school competition and 41% in intra school competition. A wide programme of events and activities to give young people the

opportunity to experience reading for pleasure and to develop their reading skill. For example, as a result of the Summer Reading Challenge 72% of those young people surveyed said they had read more books during the summer because of the Challenge and 65% felt that they were better at reading at the end of the holiday than at the start. In addition, 194 young people aged 11 to 14 attended the Young Teen Fiction Award Celebration Day, with 91% saying they had enjoyed participating in the Award. There have been a wide range of opportunities for families to attend events and learn and enjoy together. This includes visits to museums and galleries and activities linked to national Family Learning Week. Opportunities for young people to participate in the Archive Service out of school study projects can help young people to identify with their local community. Participation at Performing Arts Centres helps children and young people to develop team work, self esteem, concentration, self discipline and listening skills

Actions taken

Key activities delivered during quarter four: The Integrated Youth Support Service audit has been completed and a draft Youth Offer compiled. A Promoting Positive Activities trial website is being developed ready for its launch in May 2009. Two pilots have been established offering targeted volunteering opportunities, which has resulted in 32 young people with special needs and 12 young people from the Pakistani Centre in Burton registered as volunteers. 15 fulltime volunteering posts have been established within Integrated Youth Support Service. 45 schools held events to mark the Paralympic handover, 20% of schools from Staffordshire have registered on London 2012 Education Programme, Get Set and events were held to mark the launch of the 2012 Cultural Olympiad. The Sport Unlimited programme began to encourage semi sporty young people to participate further in sporting opportunities. 8 School Sports partnerships have been developed, development plans established for Physical Education, School Sport, Young People based on local school need and a Senior Competition Manager in post. The Summer Reading Challenge was successfully delivered in all libraries and exceeded the target with 10934 children participating. 23683 visits were made to museums and galleries by pupils, which was 817 below the target for the year. New out of school study projects have been developed by the Archive Service to engage pupils and develop a sense of identity in young people with their local community.

Actions proposed

Key Actions proposed for next year 2009/2010 in relation to delivering services linked to this indicator: Launch of the Promoting Positive Activities trial website. The 15 full time volunteering posts established within Integrated Youth Support Service will commence in April 09. Meetings with the Staffordshire Youth Action Council and Young Ambassadors from some of the County's School Sport Partnerships Start to start to plan a Young Peoples 2012 Games event, to be held in late 2009. Pakistan Hockey team to play matches against England team at Cannock Hockey Club, to include hockey development activity for Staffordshire schools. The Governments free swimming initiative will be launched on 1 April, including plans for free swimming for under 16s. Staff training sessions held for the Summer Reading Challenge. Delivery of educational visits to Shugborough, promotion of the Mobile Museum to schools, roll out of pilot school sessions at the World War I hut and planning the Nursery Rhymes exhibition at the Shire Hall Gallery. Launch of the Archive Service e module on Mediaeval Staffordshire to promote the Service to teachers and promotion of the Civil War option to local schools in Lichfield.

Risks identified to achieving indicator

Brief description of risk:	Probability	Impact	Please outline the mitigating actions put in place to reduce the risk
No risks have been identified for this indicator.			

Indicator	CYP 4.3.1 – LAA Indicator NI 111 (CYO2) First time entrants to the Youth Justice System aged 10–17 PSA 14
Responsible Officer	Sharon Moore
Current Target	899
Quarter Result	108
Projected Outturn	
Actual Outturn	463
Polarity	Low outturn positive
RAG Rating	Strong Green
Trend	→1 Quarter

Indicator Quarterly Commentary			
<p>Performance of this indicators outlines that a rating of green should be given, as the target for this indicator has been exceeded (lower outturn is positive). (2008/09 Target: 899, Outturn: 463). There has been a 69% reduction of FTEs when comparing 07/08 to 08/09.</p> <p>The DCSF have published statistics from the Police National Computer database and baselines and targets have now been agreed with the Strategic Partnership and Government Office of the West Midlands for the Local Area Agreement refresh. Figures are expressed as First Time Entrants aged 10 to 17 years old per 100000 of the overall local 10 to 17 year old population.</p> <p>Police National Computer data shows that there is a difference of -17.7% when comparing it to the Youth Offending Information System. Currently, the Department of Children Schools and Families will be reporting six monthly to local authorities on this indicator and performance will be reviewed annually. The Youth Offending Service can report quarterly from their database, however the difference in data must be noted and will be updated when Police National Computer data is made available. The Police Notification to Youth Offending Teams (PENY) project should improve data sharing quality which should resolve this discrepancy. The Community Resolution Initiative is still working well to divert young people away from the Youth Justice System. This is a joint programme between Staffordshire Police and the Youth Offending Service aimed at young people who are arrested for the first time for a relatively minor offence, and offers them an intervention which aims to prevent reoffending as well as including a restorative justice approach to address victim satisfaction and confidence with the system. Other crime prevention work carried out across the County is also having a positive impact on this indicator.</p>			
Actions taken			
<p>Key activities delivered during quarter four: Continued quarterly review of Community Resolution Programme. Continued quarterly quality assurance monitoring to ensure Community Resolution programme is offered to a young person before a police reprimand is given. Implementation of Police Electronic Notification to Youth Offending Teams (PENY): As part of this project the Police Service will be sending the Youth Offending Service quarterly reports to ensure we have been notified of all reprimands, this will improve data quality for Youth Offending Information System monitoring of this indicator. Local Area Agreement Delivery Plan has been updated to include Police National Computer baselines and targets. Working with the Police Service to raise the profile of Community Resolution with Custody Sergeants. Review of the protocol for reducing offending of Children in Care</p>			
Actions proposed			
<p>Key Actions proposed for next year 2009/2010 in relation to delivering services linked to this indicator: Official launch of Community Resolution programme. Renewal of Crime Prevention Strategy including consultation. Request for Development Services Division to map Community Resolution data across Districts and to compare with First Time Entrants data for 2008/09. Continued monitoring of Police Electronic Notification to Youth Offending Teams (PENY). Joint commissioning of prevention activity. Establishing District Baselines and Targets. Implementation of Staffordshire Intensive Family Support Service including signing off of Contract including agreement of performance management. Implementation of Community Reassurance project</p>			
Risks identified to achieving indicator			
Brief description of risk:	Probability	Impact	Please outline the mitigating actions put in place to reduce the risk
No risks have been identified for this indicator			

Achieve Economic Well Being

Staffordshire Childrens Trust has identified that a key priority for Children and Young Peoples Services in Staffordshire is that all children and young people have high aspirations and are well prepared to take advantage of the opportunities available to them when they enter the world of work. We want them to appreciate and value the importance of continued training and learning. In particular, we want to ensure that sustained support is in place for vulnerable groups, such as young people with learning difficulties and disabilities, especially at points of transition, and ensure appropriate support is in place to enable them to reach their full potential. We will equip our young people with the employability skills to succeed and ensure they can access the high quality information, advice and guidance they need, when and where they need it.

Indicator	CYP 5.1.1 – NI 91 (CSI54) Participation of 17 year-olds in education or training DCSF DSO
Responsible Officer	Carol Jones
Current Target	78.0%
Quarter Result	N/A (annual target)
Projected Outturn	78.0%
Actual Outturn	
Polarity	High outturn positive
RAG Rating	Green
Trend	↗ 1 Year
Indicator Quarterly Commentary	
<p>The indicator lead has outlined that a rating of green has been given for this indicator, as performance of this indicator is expected to achieve the target (0.2% raise on the baseline of 77.8% to 78.0%, reported in quarter three), this is based on the preliminary Year 12 September Guarantee results (one of our indicators for progression at 17). Confirmation of take up of offers of learning and training made through the Guarantee will be published at the end of June 2009.</p> <p>This year for the first time the September Guarantee was extended to include 17 year olds. Extensive monitoring and tracking has taken place to ensure that young people receive an appropriate offer of learning to achieve a positive outcome. Management of the Guarantee for 16 and 17 year olds has taken place with 14 - 19 partnerships at County and District level.</p> <p>Increased retention in learning at 17 has the potential to significantly improve the life chances of young people and narrow the gap. It supports improvement in attainment and qualifications i.e. the numbers achieving Level 2 and Level 3 at 19, and numbers progressing into Higher Education and Apprenticeships. This improvement shows that for some young people, sustained support, into, through and out of appropriate learning provision, whilst resource intensive, is necessary. This has been the focus of targeted 14 to 19 partnership activity across Staffordshire.</p>	
Indicator	CYP 5.1.2 – (CSI55) (local Indicator) Tracking progression of 17 year olds in any structured learning (One year on after completing compulsory education)
Responsible Officer	Carol Jones
Current Target	82.0%
Quarter Result	N/A (annual target)
Projected Outturn	84.3%
Actual Outturn	
Polarity	High outturn positive

RAG Rating	Green		
Trend	↗ 1 Year		
Indicator Quarterly Commentary			
<p>The indicator lead has outlined that a rating of green has been given for this indicator, as provisional performance data shows that the target will be exceeded. (target 82.3%, projected outturn 84.3%)(2.6% raise on the baseline of 81.7%), this is based on the preliminary Year 12 September Guarantee results (one of our indicators for progression at 17). Confirmation of take up of offers of learning and training made through the Guarantee will be published at the end of April.</p> <p>This year for the first time the September Guarantee was extended to include 17 year olds. Extensive monitoring and tracking has taken place to ensure that young people receive an appropriate offer of learning to achieve a positive outcome. Management of the Guarantee for 16 and 17 year olds has taken place with 14 - 19 partnerships at County and District level..</p> <p>Increased retention in learning at 17 has the potential to significantly improve the life chances of young people and narrow the gap. It supports improvement in attainment and qualifications, i.e. the numbers achieving Level 2 and Level 3 at 19, and numbers progressing into Higher Education and Apprenticeships.</p> <p>This improvement shows that for some young people, sustained support, into, through and out of appropriate learning provision, whilst resource intensive, is necessary. This has been the focus of targeted 14-19 partnership activity across Staffordshire.</p>			
Actions taken			
Key activities delivered during quarter four: Improved early intervention for young people at risk of early leaving/drop out e.g. those on lower level courses. Improved information sharing between 14 to 19 partners to ensure appropriate support and quick response. Information Advice and Guidance Quality Mark – schools reviewing Information Advice and Guidance provision against national quality standards. Increased range of provision and engagement activity e.g. Activ8 (European Social Fund / Learning and Skills Council funded)			
Actions proposed			
Key Actions proposed for next year 2009/2010 in relation to delivering services linked to this indicator: Review of Post 16 strategy. Integrated Youth Support Service developments. Increase involvement in Information Advice and Guidance Quality Mark. Roll out of National Apprenticeship Service.			
Risks identified to achieving indicator			
Brief description of risk:	Probability	Impact	Please outline the mitigating actions put in place to reduce the risk
No risks have been identified for this indicator			

Indicator	CYP 5.2.1 – LAA Indicator NI 80 (CSI41) Achievement of a Level 3 qualification by the age of 19 PSA 10		
Responsible Officer	Bill Dewar		
Current Target	49.0%		
Quarter Result	N/A (annual target, academic year)		
Projected Outturn			
Actual Outturn	45.0%		
Polarity	High outturn positive		
RAG Rating	Red		
Trend	↘ 1 Year		
Indicator Quarterly Commentary			
<p>The indicator lead has outlined that a rating of red has been given for this indicator, the post 16 action plan has been reviewed and is now into phase two which includes further education provision as well as schools, it is still expected to take two years to see results as a cohort of young people move through. Also there is a required 4% increase in order to achieve the target, this target has been set as aspirational, the targets are seen as expressions of high ambition and not guaranteed destinations.</p>			

A step change in attainment at level 3 is required in order to position Staffordshire on a trajectory to achieve the national target of 54.0% by 2011.

Staffordshire has closed the gap in Average Point Score per entry. Staffordshire per candidate score declined by 4.5 points, compared to the national picture increasing by 2.3 points. Staffordshire per Entry score improved by 3.5 points compared to the national picture increasing by 1.6 points. Staffordshire schools are currently below national by 50.8 (41.9) points per candidate and 11.0 (12.6) per entry. Ranking per entry 121 (from 118) out of 147 Local Authorities, whilst per candidate ranked 91st (from 81)

The direction of travel of this indicator is positive, and should be in line to meet the target, this is supported and monitored through effective collection, analysis, interpretation and dissemination of data to support progress and achievement at level 3. Students are provided with impartial information and guidance at key transition points. There are clear support strategies in place that focus on developing a range of teaching and learning strategies to support student attainment, this is further emphasised in the range of courses that are available to Post 16 students, the range reflects their interest and abilities, encouraging better take up. Skills and expertise of all staff teaching Post 16 are developed and shared through a programme of Continuing Professional Development.

Actions taken


Key activities delivered during quarter four: Continue to promote continuous improvements across the provider base through self regulation, self-assessment, the Framework for Excellence and Training Quality Standard.

Actions proposed

Key Actions proposed for next year 2009/2010 in relation to delivering services linked to this indicator: Continue to raise attainment in Further Education colleges. Consolidate improvement in E2E (entry to employment) positive destinations. Consolidate Further Education and Apprenticeship success rate upward trend in performance. Ensure Notices to Improve are addressed successfully. Implement the Challenge and Support process for school 6th Forms.

Risks identified to achieving indicator

Brief description of risk:	Probability	Impact	Please outline the mitigating actions put in place to reduce the risk
No risks have been identified for this indicator.			

Indicator	CYP 5.2.2 – NI 79 (CSI40) Achievement of a Level 2 qualification by the age of 19 PSA 10 (originally LAA non designated indicator)
Responsible Officer	Bill Dewar
Current Target	74.0%
Quarter Result	N/A (annual target, academic year)
Projected Outturn	
Actual Outturn	73.0%
Polarity	High outturn positive
RAG Rating	Green
Trend	 1 Year

Indicator Quarterly Commentary

The indicator lead has outlined that a rating of green has been given for this indicator, also there is a required 3.1% increase in order to achieve the target, this target has been set as aspirational, the targets are seen as expressions of high ambition and not guaranteed destinations. There are concerns over the distance that performance of this indicator has to travel.

Level 2 at 19 shows a widening gap in comparison with national targets and significant progress needs to be made. Progress check shows Level 2 at 19 was 68.9% in 2006, increasing by 2 percentage points to 70.9% in 2007. This shows a widening of the gap with national performance in 2007 at 73.9%. Attainment at Level 2 and Level 3 for learners in receipt of free school meals has improved significantly and now exceeds national averages but national targets remain a challenge.

<p>The direction of travel of this indicator is supported and monitored through effective collection, analysis, interpretation and dissemination of data to support progress and achievement at level 2. Students are provided with impartial information and guidance at key transition points. There are clear support strategies in place that focus on developing a range of teaching and learning strategies to support student attainment, this is further emphasised in the range of courses that are available to Post 16 students, the range reflects their interest and abilities, encouraging better take up. Skills and expertise of all staff teaching Post 16 are developed and shared through a programme of Continuing Professional Development.</p>			
Actions taken			
<p>Key activities delivered during quarter four: Continue to promote continuous improvements across the provider base through self regulation, self-assessment, the Framework for Excellence and Training Quality Standard. Further work on the September Guarantee and the offer of provision for 17 year olds. Take up of Apprenticeship and Advanced Apprenticeships accelerated.</p>			
Actions proposed			
<p>Key Actions proposed for next year 2009/2010 in relation to delivering services linked to this indicator: Continue to raise attainment in Further Education colleges. Consolidate improvement in E2E (entry to employment) positive destinations. Consolidate Further Education and Apprenticeship success rate upward trend in performance. Ensure Notices to Improve are addressed successfully. Implement the Challenge and Support process for school 6th Forms.</p> <p>Participation, retention and progression at ages 17 and 18 to be a focus on the plan. Reducing the Not in Education Employment or Training cohort particularly at age 17. Growth in take up of Apprenticeships and improve employer engagement to support the national target. Promote transition planning and integrated funding solutions for Learners with Learning Difficulties and/or Disabilities.</p>			
Risks identified to achieving indicator			
Brief description of risk:	Probability	Impact	Please outline the mitigating actions put in place to reduce the risk
No risks have been identified for this indicator.			

Indicator	CYP 5.3.1 – (CSI56) (Local Indicator)		
	Percentage of those who had a Statement who are NEET (aged 16 - 19)		
Responsible Officer	Carol Jones		
Current Target	11.0%		
Quarter Result	11.1%		
Projected Outturn			
Actual Outturn	11.1%		
Polarity	Low outturn positive		
RAG Rating	Green		
Trend	↘ 1 Quarter		
Indicator Quarterly Commentary			
<p>The performance of this indicator has outlined that a green rating should be given as although performance against target indicates that it has not been met, the final year outturn is only 0.1% from target, and this an acceptable variance from target (green is 0 – 4.9%) (indicator variance is -0.9%). Performance of this indicator is at a similar point to last year 2007/08: 10.9%, however it should be noted that there is marked improvement on the previous year to that 2006/07 was 14.1%.</p> <p>Over the last two years there has been an increased focus on this vulnerable group. There has been extensive analysis of progression data by 14 to 19 partners at county and district level and this has resulted in significant improvements in key areas such as information sharing and transition.</p> <p>For some considerable time there has been a higher propensity for young people in this vulnerable group to become Not in Education Employment or Training. This ratio is reducing but there is still more to do. There has been improvement in transition support and in provision for young people in this cohort, recognising both the wide range of need and the importance of sustained support.</p>			
Actions taken			
<p>Key activities delivered during quarter four: Improved transition processes and person centred planning.</p>			

Improved and increased provision, more flexibility and range. Improved information sharing between 14 to 19 partners. Focus on outcomes and progression. Increased engagement activity e.g. Activ8 and Positive Activities for Young People (PAYP), specific to this group. Pilots of new ways of working, e.g. transition support through SHINE project (Scheme targeted at young people who have for some reason fallen outside of education or work with a particular emphasis on those with special needs, learning difficulties or disabilities, providing access to advice and support to enable them to enter the labour market or further education while addressing any barriers) Good Practice identified, six week review of transition plan with providers.								
Actions proposed								
Key Actions proposed for next year 2009/2010 in relation to delivering services linked to this indicator: Embed learning from new and pilot activity; e.g. SHINE and Activ8. Additional European Social Fund / Learning and Skills Council funding likely to become available. Integrated Youth Support Service development.								
Risks identified to achieving indicator								
<table border="1"> <thead> <tr> <th>Brief description of risk:</th> <th>Probability</th> <th>Impact</th> <th>Please outline the mitigating actions put in place to reduce the risk</th> </tr> </thead> <tbody> <tr> <td>No risks have been identified for this indicator.</td> <td></td> <td></td> <td></td> </tr> </tbody> </table>	Brief description of risk:	Probability	Impact	Please outline the mitigating actions put in place to reduce the risk	No risks have been identified for this indicator.			
Brief description of risk:	Probability	Impact	Please outline the mitigating actions put in place to reduce the risk					
No risks have been identified for this indicator.								

Indicator	CYP 5.4.1 – NI 90 (CSI57)							
	Take up of 14-19 learning diplomas DCSF DSO							
Responsible Officer	Bill Dewar							
Current Target	0 (introduction of national programme)							
Quarter Result	N/A (annual target)							
Projected Outturn								
Actual Outturn	684							
Polarity	High outturn positive							
RAG Rating	Strong Green							
Trend	↗ 1 Year							
Indicator Quarterly Commentary								
<p>The indicator lead has outlined that a rating of green has been given for this indicator, as currently working from a starting point of 200 diplomas being taken up by young people, Staffordshire is now delivering 684 diplomas to young people across eight consortia's. (this is 684 young people working towards a diploma). This is an big increase in the numbers taking up diplomas, and shows good coverage across Staffordshire.</p> <p>Staffordshire is on target to delivery its 2009/10 target by the autumn 2010, 36 diploma offers across 8 consortia, thereby increasing the opportunity for young people to access diploma qualifications.</p>								
Actions taken								
Key activities delivered during quarter four: Continue to plan for diploma delivery gateway 4 (assessment for delivery) and action plan to ensure all consortia have the full offer for 2013.								
Actions proposed								
Key Actions proposed for next year 2009/2010 in relation to delivering services linked to this indicator: Gateway 4 preparation . Support planning for capital development to deliver diplomas								
Risks identified to achieving indicator								
<table border="1"> <thead> <tr> <th>Brief description of risk:</th> <th>Probability</th> <th>Impact</th> <th>Please outline the mitigating actions put in place to reduce the risk</th> </tr> </thead> <tbody> <tr> <td>No risks have been identified for this indicator.</td> <td></td> <td></td> <td></td> </tr> </tbody> </table>	Brief description of risk:	Probability	Impact	Please outline the mitigating actions put in place to reduce the risk	No risks have been identified for this indicator.			
Brief description of risk:	Probability	Impact	Please outline the mitigating actions put in place to reduce the risk					
No risks have been identified for this indicator.								

Indicator	CYP 5.4.2 – LAA Indicator NI 117 (CSI53)
------------------	---

	16 to 18 year olds who are not in education, employment or training (NEET) PSA 14
Responsible Officer	Carol Jones
Current Target	9.8%
Quarter Result	9.9%
Projected Outturn	
Actual Outturn	9.9%
Polarity	Low outturn positive
RAG Rating	Green
Trend	→ 1 Quarter

Indicator Quarterly Commentary

Performance of this indicators outlines that a rating of green should be given, as although the target has not been met, it has been missed by only 0.1%, this is within the acceptable variance for a green rating (0 – 4.9%). (2008/09 Target: 9.8%. Outturn: 9.9%).

The Local Area Agreement Delivery Plan is monitored through the 14 to 19 Strategic Partnership. Both the overall Winter 08/09 not in education employment or training target and the not in education employment or training hotspot targets have been met. The numbers of 16 to 18 year olds whose outcome is not known remains low. There are however, improvements still to be made for some vulnerable groups within the not in education employment or training cohort and we need to achieve consistency in performance across the hot spot areas. We are now seeing impact of the economic downturn and acknowledge that it will be a struggle to maintain this level of improvement in coming months, hence a flat direction of travel indicator.

The focus on not in education employment or training hot spots is particularly challenging. This is a clear example of narrowing the gap, given that not in education employment or training rates in these wards have been high over a number of years, despite meeting overall not in education employment or training targets. Also there are intergenerational issues, and taking a different approach through community based responses and linking to adult worklessness, we are seeing improvements. There is evidence of improved early intervention work that has resulted in fewer young people becoming not in education employment or training and a reduction in the period of time spent in the not in education employment or training cohort.

Actions taken

Key activities delivered during quarter four: Roll out of Activ8 interventions (European Social Fund / Learning and Skills Council funded). Early intervention activities in learning provision. Improved and increased range of provision across Staffordshire. Increased engagement through Positive Activities for Young People (PAYP), Activ8. Increased community based support and Information Advice and Guidance and home visits. Increased take up of Information Advice and Guidance Quality Mark by schools/colleges.

Actions proposed

Key Actions proposed for next year 2009/2010 in relation to delivering services linked to this indicator: Additional European Social Fund / Learning and Skills Council funding likely to be available. Integrated Youth Support Service development. National Apprenticeship Service.

Risks identified to achieving indicator

Brief description of risk:	Probability	Impact	Please outline the mitigating actions put in place to reduce the risk
No risks have been identified for this indicator.			

Indicator	CYP 5.4.3 –NI 106 (CSI52) Young people from low income backgrounds progressing to higher education PSA 11
Responsible Officer	Judith Robinson
Current Target	N/A New Indicator – target to be set in 2009
Quarter Result	N/A (annual target)
Projected Outturn	N/A
Actual Outturn	N/A – indicator to be measured from 2009

Polarity	High outturn positive		
RAG Rating	N/A		
Trend	Not calculated		
Indicator Quarterly Commentary			
<p>The indicator lead has outlined that a rating of amber has been give for this indicator, although there is currently no target set for this indicator, working is being delivered through the Aim Higher Programme, which is progressing well, and based on the latest available Aimhigher data for entry to Higher Education, which looks at similar young people, the direction of travel is positive</p> <p>This is a new indicator and is being produced for local authority areas nationally by the Department for Innovation, Universities and Skills. The baseline data has now been published, but is for 2004/5 entry into Higher Education at 18 for pupils who were aged 15 in 2001/2. The proportion of students from that year eligible for Free School Meals going to HE was 11%. The proportion of students not eligible for Free School Meals was 32%. The gap (and therefore the baseline) was 22%. Data for 2005/6 entry is due to be published shortly.</p> <p>Although baseline data has recently become available, it is not helpful in enabling a target to be set. It is therefore not possible to assess the risk in any meaningful way. Based on other similar data regarding entry to Higher Education, it is likely that the gap has closed since 2004/5, but there is no way of verifying this without nationally produced data, therefore the Amber rating has been chosen.</p> <p>The first opportunity to assess performance will not be until April 2009, when early data will be available with regard to progression into Higher Education at age 18 in 2008. Similar data on progression to Higher Education in 2009 will not be available until March/April 2010. However this will only give a general indication of direction of travel, as we do not have the data at a local level that will enable us to assess progress directly against this indicator.</p>			
Actions taken			
<p>Key activities delivered during quarter four: Aimhigher works closely with the Local Authority 14 to 19 team and Connexions to support the delivery of improved Information Advice and Guidance for young people in the county, funding a number of district events focusing on improving transition processes, along with Continuing Professional Development activities to enhance staff knowledge of issues relating to progression to Higher Education. An extended range of activities for targeted young people has been offered, including a very well-received event on progression to Higher Education for disabled pupils and their families; a large two day careers event at Drayton Manor attended by around 1500 pupils from Tamworth, Lichfield, Stafford and East Staffs districts, plus two similar events in the north of the county for Newcastle and the Moorlands; Higher Education summer schools for years 10,11 and 12; Higher Education student ambassadors and mentors in schools; a range of Higher Education Institutes visits and master classes. Sets of Information Advice and Guidance resources have been provided to all schools and colleges and all activities are evaluated to identify any necessary improvements.</p>			
Actions proposed			
<p>Key Actions proposed for next year 2009/2010 in relation to delivering services linked to this indicator: A comprehensive handbook of activities in being developed for next year to improve the information available to schools and colleges on the activities available. The volume and range of activities offered will also be extended. Working with the 14 to team from the Local Authority, Aimhigher will support activities identified within the post 16 plan that relate to progression to Higher Education.</p>			
Risks identified to achieving indicator			
Brief description of risk:	Probability	Impact	Please outline the mitigating actions put in place to reduce the risk
No risks have been identified for this indicator.			

Indicator	CYP 5.4.4 – LAA Indicator NI 45 (CYO1) Young offenders engagement in suitable education, training and employment.
Responsible Officer	Sharon Moore
Current Target	84.0%
Quarter Result	80.6%

Projected Outturn			
Actual Outturn	79.0%		
Polarity	High outturn positive		
RAG Rating	Green		
Trend	↘ 1 Quarter		
Indicator Quarterly Commentary			
<p>The automatically generated PMIS RAG rating for this indicator is amber as current performance falls within the acceptable amber variance of between 5.0% - 10.0%, (79.0% against a target of 84.0%, this is a variance of 5.0%% from target). This rating has been amended to GREEN due the variance from target and performance from the baseline. However, please note the caution of giving this indicator a GREEN - 2008/09 target of 84% has not been met, however out turn is 79% (a variance of 5%). Performance for this indicator has improved significantly from the baseline of 71.6% (2006/07), but remained static from last years performance also, 79%. The target for this indicator is ambitious and based on the premise that all young people should be in suitable Education Training and Employment, especially those of school age where it is a statutory requirement.</p> <p>The live chances of more young people that are being supervised by Staffordshire Youth Offending Service has improved as they are now in full time Education Employment or Training and this will have a positive effect on their personal and social development. Gaining vital skills and qualifications for employment are widely recognised as major positive factors in reducing re offending.</p> <p>Quarter 4 performance for this indicator is fallen from last quarter with 80.6% of young people in appropriate Education Employment or Training. This breaks down to 88.6% of young people of statutory school age and 75.0% of young people above statutory school age. Ensuring that young people who are supervised by Staffordshire Youth Offending Service are given equal opportunities to access appropriate Education Employment or Training is a priority for the Service and the Head of Service, managers and seconded Connexions workers have been working hard to ensure that partnership agencies take responsibility for their roles to improve this indicator. As can be seen young people of statutory school age in education remains positive, however, young people that are 16 and 17 years old accessing appropriate Education Employment or Training is more difficult especially in the current local economic climate.</p>			
Actions taken			
<p>Key activities delivered during quarter four: Proposed peer review of IAG services at Werrington Young Offenders Institute. Consolidation of regional Youth Justice Board Education Employment or Training practitioners forum. Transfer of Offender Learning and Skills Service (OLASS) monies to local authority administration</p> <p>Connexions input into all Young Offenders Institutes to ensure young people starting community part of Detention and Training Order are in appropriate Education Employment or Training.</p> <p>Continue disaggregation of performance data by District, school age and post school age so that work can be targeted in the right areas.</p>			
Actions proposed			
<p>Key Actions proposed for next year 2009/2010 in relation to delivering services linked to this indicator: Local Area Agreement Service Delivery to be updated</p> <p>Youth Offending Team Education Officers working with Education Dept to promote attendance and alternative Education Employment or Training provision</p> <p>Youth Offending Team Education Officer to attend all District Inclusion Panels</p> <p>More detailed performance data is shared with Connexions workers to ensure they are prioritising young peoples Education Employment or Training</p> <p>Information report to be sent to Youth Offending Team Education Officers identifying Not in Education Employment or Training young people so that they can be prioritised.</p> <p>Integration of delivery for this indicator to be included on the Integrated Youth Support Service Governance Board.</p>			
Risks identified to achieving indicator			
Brief description of risk:	Probability	Impact	Please outline the mitigating actions put in place to reduce the risk

No risks have been identified for this indicator.			
---	--	--	--

Indicator	CYP 5.4.5 – NI 148 (CLA17) Care leavers in education, employment or training PSA 16
Responsible Officer	Andrew Brunt
Current Target	64.0%
Quarter Result	N/A (annual target)
Projected Outturn	62.9%
Actual Outturn	
Polarity	High outturn positive
RAG Rating	Green
Trend	↓ 1 Year

Indicator Quarterly Commentary

Current projected performance indicates that a rating of green should be given for this indicator, as although data for this indicator is reported annually as part of the (SSDA903) Local Authority report to Department Children Schools Families, internally measures within the Through-Care Service report that at the end of March 2009, 89.9% of eligible young people had a Personal Advisor and 58.8% had a Pathway Plan, indicates that we should be track to meet the target. Final outturn data for this indicator will be available at the end of May 2009.

This indicator measures levels of participation in education, employment or training for young people formally in care – a key group at risk of social exclusion. The indicator is part of the Social Exclusion PSA and is intended to drive improvements in long-term outcomes for care leavers, by ensuring they receive the support they need to access education, employment or training.

Actions taken

Key activities delivered during quarter four: Care leavers were allocated a Social Worker or a Personal Advisor to provide advice and support about education, employment and training. The Service Level Agreement with Connexions and Staffordshire Partnership (to employ care leavers) has been approved.

Actions proposed

Key Actions proposed for next year 2009/2010 in relation to delivering services linked to this indicator: Allocation of Social Workers/Personal Advisors for all care leavers. Improving Preparation work for young people leaving care. Pathway Plans which assess the young person's needs and plans for their future. An initial audit of Pathway Plans for care leavers has been completed. A more detailed audit to analyse the use of the new Pathway Plan exemplar will be undertaken, the outcome of which will aim to improve the quality of current Pathway

Risks identified to achieving indicator

Brief description of risk:	Probability	Impact	Please outline the mitigating actions put in place to reduce the risk
No risks have been identified for this indicator.			

Indicator	CYP 5.5.1 – (CCT8) (local Indicator) Number of young people in serious housing need.
Responsible Officer	Sharon Moore / Carol Jones
Current Target	230
Quarter Result	339
Projected Outturn	
Actual Outturn	339

Polarity	Low outturn positive		
RAG Rating	Red		
Trend	↓ 1 Quarter		
Indicator Quarterly Commentary			
<p>A rating of red has been given for this indicator, as the target has not been met; target 230, performance 339 (lower outturn is positive) (variance of -47.4% from target), the final outturn of this indicator does show that there is a considerable distance to travel in order to improve outcomes for young people. However it should be noted that there are robust actions are being taken to address the issue relating to young people in serious housing need, a multi-agency Young Persons Housing Steering Group has been developed with the aim to develop a strategy that will identify a consistent, robust mechanism to identify, support and track young people presenting with serious housing needs.</p> <p>A needs analysis has been produced to establish Staffordshire's position. Agencies (such as Connexions, Youth Offending Services and Districts/Boroughs) have been approached to find out what housing information is being collated relating to young people and housing.</p> <p>On 23rd March 2009, a visioning exercise was carried out with the steering group to establish what success looked like in relation to the future experiences of young people in housing need across the County.</p> <p>A draft consultation document has been produced which will be circulated on behalf of the Children's Trust to all partner agencies which will seek to clarify roles and responsibilities and shared actions to reduce the numbers of young people becoming homeless and quick access to support for those who do.</p> <p>The development of an Integrated Youth Support Service for Staffordshire will include a focus upon Targeted Youth Support Services for young people experiencing difficulties and requiring advice and support and will make a significant contribution to this area of work.</p>			
Actions taken			
<p>Key activities delivered during quarter four: Undertaken research into what other authorities are doing around young people's homeless issues. A multi-agency sub working group has been established to assist in obtaining the information for the needs analysis and discuss the way forward. A needs analysis on young people with housing needs have been produced. A paper was taken to the Integrated Youth Support Service Governance Board for comment into the direction it takes. Development of the local Youth Offer. Creation of a Children's Trust consultation paper which seeks greater collaboration between agencies to reduce Youth Homelessness.</p>			
Actions proposed			
<p>Key Actions proposed for next year 2009/2010 in relation to delivering services linked to this indicator: Consultation with partner agencies on the future strategy to be employed. Completion of the District Youth Offer. Multi-agency working group to continue to meet in order to communicate on best practice and oversight of progress. Earlier intervention to prevent homelessness occurring.</p>			
Risks identified to achieving indicator			
Brief description of risk:	Probability	Impact	Please outline the mitigating actions put in place to reduce the risk
No risks have been identified for this indicator – rated as red			

Indicator	CYP 5.5.2 – NI 147 (CLA18) Care leavers in suitable accommodation PSA 16
Responsible Officer	Andrew Brunt
Current Target	90.0%
Quarter Result	N/A (annual target)
Projected Outturn	88.7%
Actual Outturn	
Polarity	High outturn positive
RAG Rating	Green

Trend	→1 Year		
Indicator Quarterly Commentary			
<p>Current projected performance indicates that a rating of green should be given for this indicator, as although data for this indicator is reported annually as part of the (SSDA903) Local Authority report to Department Children Schools Families, internally measures on the numbers of care leavers in suitable accommodation, indicates that we should be track to meet the target. Final outturn data for this indicator will be available at the end of May 2009.</p> <p>Improvements are being made within both the Looked after Children Services and within the Children and Lifelong Learning Directorate as a whole to improve the quantity and quality of suitable accommodation for care leavers. Strategies are being developed and partnerships with housing providers are being improved to create better access for vulnerable young people and help in their transition into adulthood.</p> <p>This indicator measures accommodation outcomes for young people formally in care, a key group at risk of social exclusion. This indicator is intended to increase the proportion of former care leavers who are in suitable accommodation which will help minimise the risk of care leavers being in unsuitable housing or becoming homeless.</p> <p>Many care leavers experience homelessness and problems finding decent, affordable accommodation. The Children Leaving Care Act 2000 gives local authorities the duty to accommodate young people 'in need' and the Homelessness Act 2002 classes young people leaving care as having priority need of housing. Even after the introduction of these measures to provide support to young people leaving care, research still shows that a high proportion of young homeless people are care leavers. Without intervention such as that provided by Staffordshire Looked After Children's Foundation Project, the numbers of young people at risk of social exclusion will increase and we are unlikely to be able to improve our performance in relation to the key indicator NI 147.</p>			
Actions taken			
<p>Key activities delivered during quarter four: The Foundation Project (which is Staffordshire's Supported Lodgings Scheme) is being re-launched during 2009. The project is aimed at care leavers aged sixteen and seventeen who are not ready to live independently. They will live in a family home where the householder (provider) will act as a mentor to help the young person to gain essential skills required to move into independent living. Three potential providers are in the process of being assessed and should be ready to go to panel for agreement in June 2009. Assuming that these providers are all approved by panel, the project will be in a position to accept referrals by the end of June 2009.</p>			
Actions proposed			
<p>Key Actions proposed for next year 2009/2010 in relation to delivering services linked to this indicator: The Foundation Project will be running an advertising campaign for potential providers during 2009. This begins in April 2009 with an advert in County Council salary slips. The aim is to have ten places available by the end of 2009. The Project will be continually reviewed during 2009 and 2010 to ensure that the needs of the service users are met and that the project becomes a viable source of suitable accommodation for care leavers in Staffordshire</p>			
Risks identified to achieving indicator			
Brief description of risk:	Probability	Impact	Please outline the mitigating actions put in place to reduce the risk
No risks have been identified for this indicator			

Indicator	CYP 5.5.3 – NI 46 (CYO3) Young offenders' access to suitable accommodation MoJ DSO
Responsible Officer	Sharon Moore
Current Target	98.0%
Quarter Result	95.0%
Projected Outturn	
Actual Outturn	95.0%
Polarity	High outturn positive

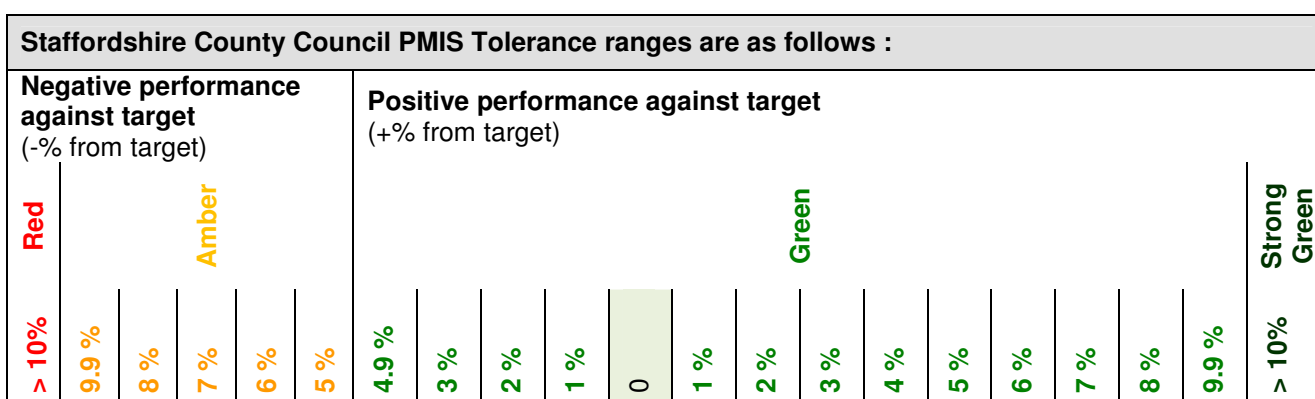
RAG Rating	Green		
Trend	↗ 1 Quarter		
Indicator Quarterly Commentary			
<p>Performance of this indicators outlines that a rating of green should be given, as although the target has not been met, the outturn is within the acceptable variance for a green rating (0 – 4.9%). (2008/09 Target: 98.0%. Outturn: 95.0%, variance from target is 3.1%).</p> <p>It is a Service priority that young people have access to suitable (and supported) accommodation and managers and practitioners have been working hard to ensure more appropriate accommodation is made available for young offenders so that they are reintegrated into their communities. Performance for this indicator has not met the target for the year, with performance remaining steady across the four quarters. There is a dedicated post of Accommodation Officer and steady progress is being made to further improve young people's access to appropriate accommodation.</p> <p>For young people to improve their chances it is essential for them to be in appropriate accommodation. Improvements in the type of accommodation young people are living in have been made, and work continues to ensure this is sustained and further improved.</p>			
Actions taken			
<p>Key activities delivered during quarter four: Review of how accommodation is recorded so that figures can be interpreted and analysed better and a true picture can be revealed. Eg. Living with friends and temporary accommodation. Continued to liaise with Supporting People. Review of Children in Care, need to confirm this has taken place, Making links with District/Borough Councils. Prioritised young people being released from custody into the community to ensure that they have suitable accommodation.</p>			
Actions proposed			
<p>Key Actions proposed for next year 2009/2010 in relation to delivering services linked to this indicator: Continue to build good partnerships with the Boroughs/Districts to advocate specific issues for young people. Introduce Partnership Steering Group to tackle accommodation issues for young people to progress Accommodation Strategy. Improve emergency accommodation in Staffordshire for young people aged 16 to 17 years of age. Continue to work with Supporting People on specific issues for young people.</p>			
Risks identified to achieving indicator			
Brief description of risk:	Probability	Impact	Please outline the mitigating actions put in place to reduce the risk
No additional risks to delivery of against the indicator			

Key:

Risk Assessment for Performance Indicators:	
RED	There is a high risk that the performance target will not be achieved by the end of the year.
AMBER	There is concern about the likelihood of achieving the performance target by the end of the year.
GREEN	The performance target is on track to be achieved at the end of the year.

Direction of Travel for Performance Indicators:		
Corporate direction of travel	Description	PMIS Exception Report direction of travel
↓	Travelling in the opposite direction from that which would be expected if the target were to be delivered.	⬇️
→	In a steady state, some minor variations, but no clear trend.	➡️
↑	Travelling in the correct direction to deliver indicator target.	⬆️

Risks against Delivery against Indicator	
Probability	Score as 1,2,3,4,5 (1 being Low Probability - 5 being High Probability)
Impact	Score as 1,2,3,4,5 (1 being Low Impact - 5 being High Impact)



An example of how to calculate the variance against projected outturn is as follows:

- Current Target = 95.0%
- Projected Outturn = 85.0%
- Projected variance against Target: -10.5%
- PMIS generated RAG rating = **RED**
- Percentage variance calculation: $((\text{Projected} - \text{Target}) / \text{Target}) * 100\%$
 $((85.0 - 95.0) / 95.0) * 100.0 = -10.5\% = \text{RED}$