

## Quarterly Monitoring



▷ Navigation block:







▽ Quarterly Monitoring for 2007/08

PI Year	Local PI	Summary	BVP Indicator Number	Previous Outturn	Current Target	PI 1st Quarter Result	PI 2nd Quarter Result	PI 3rd Quarter Result	PI 4th Quarter Result	Projected Outturn	PI Performance Versus Target	PI Recent Trend
2007/08	CAN5	The percentage of Looked After Children (at 30 September of the relevant year) in year 11 who had been looked after for at least 12 months and were eligible for GCSE or equivalent examinations attaining 1 or more GCSE or equivalent at Grade A* to G. (CYP 3.1.8)	n/a	49%	70%	n/a				70%	<span style="color: green;">G</span>	⌚ 1 year
2007/08	CBP10	Improved score for Local Authority Readiness for Assessment for Contact Point (CYP 6.1.1)	n/a	11th	10th / 14	7th				10th	<span style="color: orange;">A</span>	⌚ 2 Quarters
2007/08	CBP11	Increased numbers of CAF completed (CYP6.1.2)	n/a	40	400	64				400	<span style="color: orange;">A</span>	⌚ 1 Quarter
2007/08	CBP12	Staff trained in the use of Common Assessment Framework (CYP 6.2.1)	n/a	100	2000	352				2000	<span style="color: orange;">A</span>	⬇️ 2 Quarters
2007/08	CBP13	Milestones in delivery of Strategy (Joint Commissioning) (CYP 6.3.1)	n/a	31/03/2007	31/03/2008	n/a				31/03/2008	<span style="color: orange;">A</span>	⌚ 1 year
2007/08	CBP14	Use of Children's Trust Website (CYP 6.4.1)	n/a	8,024	48,000	9,575				48,000	<span style="color: green;">G</span>	🚧 New Indicator
2007/08	CBP19	The development of a strategic framework to co-ordinate the work of the Staffordshire Domestic Violence forums and the Staffordshire Safeguarding Children Board. (CYP 2.5.2)	n/a	n/a	31/03/2008	31/07/2007				31/03/2008	<span style="color: green;">G</span>	🚧 New Indicator
2007/08	CBP7	Training the children's workforce in issues of child neglect (CYP 2.3.2)	n/a	125	60	35				60	<span style="color: green;">G</span>	⌚ 1 Quarter
2007/08	CBP8	Reduced trend in numbers of children suffering neglect (CYP 2.3.3)	n/a	159	5%	-7%				5%	<span style="color: red;">R</span>	⬇️ 1 Quarter
2007/08	CBP9	Improved compliance to child protection standards by all LSCB partners (CYP 2.4.1)	n/a	N/A	31/03/2008	n/a				31/03/2008	<span style="color: green;">G</span>	🚧 New Indicator
2007/08	CFA1	Number of conceptions to females aged under 18 in Staffordshire Mandatory Funding Indicator (CYP 1.2.1)	n/a	38.4 p 1000	25.9 per 1000	n/a				25.9 p 1000	<span style="color: orange;">A</span>	⬇️ 1 year

2007/08	CFA2	Percentage of 11-15 year olds who report that they drank alcohol in the last week, as measured by the biennial self reporting questionnaire (CYP1.4.1)	n/a	33.1	31.4	30.5	31.4	<span style="color: green;">G</span>	1 year
2007/08	CFA3	Mean alcohol consumption of those 11 – 15 year olds who drank in the last week, as measured by the biennial self reporting questionnaire (CYP 1.4.2)	n/a	6.9 units	2.9 units	6.8 units	2.9 units	<span style="color: red;">R</span>	1 year
2007/08	CFA4	Number of young people accessing substance misuse advice, information or treatment services (CYP 1.5.1)	n/a	381	462	381	406	<span style="color: green;">G</span>	1 quarter
2007/08	CFA5	Accessibility rating to CAMHS services across Staffordshire (score out of 18) (CYP 1.7.1 / PAF CF/A70)	n/a	12.3	14.6	n/a	14.6	<span style="color: green;">G</span>	1 year
2007/08	CL10	Milestones in implementation of Parenting Strategy (CYP 1.9.2)	n/a	n/a	31/03/2008	n/a	31/03/2008	<span style="color: green;">G</span>	New Indicator
2007/08	CL11	Facilitate & support District Play Partnerships Initiative with support from Play England (CYP 3.4.1)	n/a	n/a	4 meetings	n/a	4	<span style="color: green;">G</span>	New Indicator
2007/08	CL12	Develop strategy for integrated service delivery teams at C&LP level (CYP 6.1.3)	n/a	n/a	31/03/2008	n/a	31/03/2008	<span style="color: orange;">A</span>	New Indicator
2007/08	CL13	Use of Children's Services Directory (CYP 6.4.2)	n/a	n/a	4,000	439	4,000	<span style="color: green;">G</span>	New Indicator
2007/08	CL5	Percentage of young people receiving Youth Offending interventions whose parents are receiving targeted support from Youth Offending Service (CYP 1.9.1)	n/a	10.9%	20.0%	14.89%	17.0%	<span style="color: orange;">A</span>	Quarter 1
2007/08	CL6	Number of pupil days involved in residential outdoor education programmes (CYP3.2.1)	n/a	58,000	60,000	n/a	60,000	<span style="color: green;">G</span>	1 year
2007/08	CL7	Establish Community and Learning Partnerships across Staffordshire including: a) Children's Centre Development b) Extended Schools (CYP3.3.1)	n/a	0	34	n/a	34	<span style="color: green;">G</span>	1 year
2007/08	CL8	Number of children and young people's services who have signed up and done a self assessment for the hear by rights standard (CYP4.1.1)	n/a	2	6	n/a	6	<span style="color: orange;">A</span>	1 year
2007/08	CL9	Number of young people receiving an accreditation for Voluntary/Giving Service (CYP 4.2.1)	n/a	1,952	1% on baseline of 1,952	189	1%	<span style="color: orange;">A</span>	1 Quarter
2007/08	CLA1	Percentage of annual dental and health assessments of Looked After Children (as at 30/9 of the relevant year) (CYP 1.6.1 / PAF CF/C19)	n/a	87.8%	90.0%	80.3%	90.0%	<span style="color: orange;">A</span>	1 Quarter

2007/08	CLA2	Percentage of Children under 16 Looked After for 2.5+ years and in a stable foster placement for 2+ years or placed for adoption (CYP2.2.1 / PAF CF/D78) (PSA)	n/a	62.0%	70.0%	64.8%	70.0%		1 Quarter
2007/08	CLA4	Reducing numbers of Looked After Children (Strategic Plan Indicator)	n/a	662	630	655	630		1 Quarter
2007/08	CLA5	Increasing the proportion of children in the care system who are rehabilitated with their families within eight weeks of entering care (Strategic Plan Indicator)	n/a	20%	33%	27%	33%		1 Quarter
2007/08	CLS5	Number of 16 year olds attendances at sport and cultural activities/ facilities (CYP 3.2.3)	n/a	1,323,425	1,349,055	348,571	1,349,055		New Indicator
2007/08	CLS6	Number of young people aged 16 and under participating in Local Authority organised sports development and active recreation programmes (CYP3.2.4)	n/a	54,178	57,222	20,098	57,222		New Indicator
2007/08	CSI11	Number of schools achieving healthy schools status (CYP1.1.1)	n/a	14	274 (55%)	n/a	55%		1 year
2007/08	CSI12	Percentage of children achieving Level 4 or above in Key Stage 2 in English (CYP 3.1.1) (BVPI 40)	n/a	80%	84%	n/a	84%		4 years
2007/08	CSI13	Percentage of children achieving Level 4 or above at Key Stage 2 in Maths (CYP 3.1.2) (BVPI 41)	n/a	77%	82%	n/a	82%		1 year
2007/08	CSI14	Percentage of children achieving Level 5+ in English at Key Stage 3 (CYP 3.1.3) (BVPI 181a)	n/a	75%	78%	n/a	78%		1 year
2007/08	CSI15	Percentage of children achieving level 5+ in Maths at Key Stage 3 (CYP 3.1.4) (BVPI 181b)	n/a	79%	80%	n/a	80%		1 year
2007/08	CSI16	Percentage of children achieving Level 5+ in Science at Key Stage 3 (CYP 3.1.5) (BVPI 181c)	n/a	75%	77%	n/a	77%		5 years
2007/08	CSI17	The percentage of pupils attaining 5 or more GCSE or equivalent at Grade A* to C (CYP 3.1.6) (BVPI 38)	n/a	56.5%	62%	n/a	62%		3 years
2007/08	CSI18	Percentage of pupils attaining 5+ A* - C GCSE's including English and Maths. (CYP 3.1.7)	n/a	42.8%	46%	n/a	46%		1 year
2007/08	CSI19	Percentage of all Pakistani pupils attaining 5+ A* to C or equivalent based on end of Key Stage 4 (CYP 3.1.9)	n/a	46%	34%	n/a	34%		1 year
2007/08	CSI20	Percentage of boys attaining 5+ A* to C or equivalent based on end of Key Stage 4 (CYP 3.1.10)	n/a	50%	54%	n/a	54%		1 year

2007/08	CSI21	Percentage of 5-16 year olds participating in 2 hours quality PE, sport or physical activity within or beyond the curriculum. (CYP3.2.2)	n/a	73%	85%	n/a	85%		1 year
2007/08	CSI23	Percentage of pupils staying on in learning post 17 (CYP5.2.1)	n/a	82.4%	83.4% (LAA 64.0%)	n/a	83.4%		1 year
2007/08	CSI24	Percentage of young people (16 to 18 year old) NEETs (Not in Education, Employment or Training) (CYP 5.3.1)	n/a	6.7%	5.9%	6.8%	6.30%		1 Quarter
2007/08	CSI25	Percentage of those studying in Staffordshire at age 15 who have achieved Level 2 at 19 (CYP 5.4.1)	n/a	69%	74%	n/a	74%		2 years
2007/08	CSI26	Percentage of those studying in Staffordshire at age 15 who have achieved Level 3 at 19 (CYP5.4.2)	n/a	44%	48%	n/a	48%		2 years
2007/08	CSI28	Percentage of those who had a Statement who are NEET (aged 16 - 19) (CYP 5.6.1)	n/a	12.7%	11.4%	15.8%	13.0%		New Indicator
2007/08	CSI29	Milestones in delivery of Workforce Strategy (CYP 6.2.2)	n/a	n/a	31/03/2008	n/a	31/03/2008		New Indicator
2007/08	CSS1	Percentage of re-registrations on the Child Protection Register (CYP 2.3.1 / PAF CF/A3)	n/a	11.3%	16.0%	10.2%	16.0%		1 Quarter
2007/08	DRS 4	Percentage of all road traffic accident casualties who are aged 16-25 years old (CYP 2.1.1)	n/a	n/a	28.50%	n/a	28.50%		New Indicator
2007/08	DRS 5	Percentage of all schools with school travel plans. (CYP 1.8.1)	n/a	55%	70%	n/a	70%		3 years
2007/08	CAN6	Number of young people in serious housing need. (CYP 5.1.1)	n/a	246	237	313	600		1 year
2007/08	CBP17	Number of mothers initiated in breastfeeding (CYP 1.10.1)	n/a	58.9%	60.9%	n/a	60.9%		1 year
2007/08	CBP18	Create a system to enable measurement of incidence during Police callout (CYP2.5.1)	n/a	n/a	31/03/2008	n/a	31/03/2008		New Indicator
2007/08	CSI27	Percentage of young people taking up Higher Education (2 years from leaving year 11) (CYP 5.5.1)	n/a	25.4%	27.4%	n/a	27.4%		1 year
2007/08	CSI32	Prevalence of overweight in year 7 children (11-12 years old) with consenting parents, at routine school nurse measurement of height and weight in two Newcastle-Under-Lyme High Schools(CYP1.3.1)	n/a	17.68%	35% (non LPSA 37%)	n/a	35%		2 years
2007/08	CSI33	Prevalence of obesity in year 7 children (11-12 years old) with consenting parents, at routine school nurse measurement of height and weight in two Newcastle-Under-Lyme High Schools(CYP1.3.2)	n/a	6.63%	14% (non LPSA 16%)	n/a	14%		2 years

2007/08	CSI34	Prevalence of overweight in year 4 children (c8 years old) with consenting parents, at bespoke measurements of height and weight in Newcastle-Under-Lyme primary schools that feed into the two high schools(CYP1.3.3)	n/a	10.29%	35% (non LPSA 37%)	n/a	35%		 2 years
2007/08	CSI35	Prevalence of obesity in year 4 children (c 8 years old) with consenting parents, at bespoke measurement of height and weight in Newcastle-Under-Lyme primary schools that feed into the two high schools(CYP1.3.4)	n/a	6.29%	14% (non LPSA 16%)	n/a	14%		 2 years
2007/08	CSI36	Percentage of children with height and weight recorded in Reception (age 4 - 5) and Year 6 (10 - 11) who are obese in Schools within the new South Staffordshire PCT only(CYP 1.3.5)	n/a	12.3%	14.5%	n/a	14.5%		 2 years