

















Appendix Two: Children and Young Peoples Plan

Quarter Two Performance Reports (1st July 2008 - 30th September 2008)






Local PI	National PI	Summary	Polarity	Measurement	Previous Outturn	Current Target	Quarter 1 Result	Quarter 2 Result	Quarter 3 Result	Quarter 4 Result	Proj. Outturn	Actual Outturn	Perf. vs Target	Trend
CCF1	N/A	Increased number of opportunities available within the community to participate in a variety of recreational, social and health focused activities - Number of outreach support sessions offered across in South Staffordshire (CYP 3.61)	High Positive	number	1800	2000	430	495			2000		G	↗ 1 Quarter
CCF2	N/A	Increased number of opportunities available within the community to participate in a variety of recreational, social and health focused activities - Number of schools having Awareness raising sessions delivered (CYP 3.61)	High Positive	number	15	20	2	2			20		G	↗ 1 Quarter
CCF3	N/A	Increased number of opportunities available within the community to participate in a variety of recreational, social and health focused activities - Number of young carers involved in positive activities across the county (CYP 3.61)	High Positive	number	367	400	361	405			405		G	↗ 1 Quarter
CCF4	N/A	Increased number of opportunities available within the community to participate in a variety of recreational, social and health focused activities - South Staffs Young carers aged 11 plus voice and who attend the CASS representation group (CYP 3.61)	High Positive	number	20	20	N/A	N/A			21		G	Not Calculated
CCT1	NI55	Obesity in primary school age children in Reception PSA 12 (CYP 1.2.2)	Low Positive	percentage	12.4%	10.6%	N/A	N/A			10.6%		G	Not Calculated
CCT2	NI56	Obesity in primary school age children in Year 6 DCSF DSO (CYP 1.2.1)	Low Positive	percentage	17.40%	17.66%	N/A	N/A			17.66%		G	Not Calculated
CCT3	NI115	Substance misuse by young people PSA 14 - Young Peoples perception of substance misuse through the Tell Us Survey (CYP1.3.1)	Low Positive	percentage	N/A	N/A	N/A	N/A			N/A		N/A	Not Calculated
CCT4	NI53	Prevalence of breastfeeding at 6 - 8 weeks from birth PSA 12 (CYP 1.7.1)	High Positive	percentage	19.3%	26.1%	N/A	N/A			20.0%		R	Not Calculated
CCT5	n/a	Number of 16 year olds attendances at sport and cultural activities/ facilities (CYP 3.5.1)	High Positive	number	1331302	1347320	300330	384607			1349402		G	↗ 1 Quarter

Local PI	National PI	Summary	Polarity	Measurement	Previous Outturn	Current Target	Quarter 1 Result	Quarter 2 Result	Quarter 3 Result	Quarter 4 Result	Proj. Outturn	Actual Outturn	Perf. vs Target	Trend
CCT6	n/a	Number of young people aged 16 and under participating in Local Authority organised sports development and active recreation programmes (CYP 3.5.2)	High Positive	number	83304	84537	10150	39774			84537			 1 Quarter
CCT7	n/a	Number of children and young people's services who have signed up and done a self assessment for the hear by rights standard (CYP 4.1.1)	High Positive	number	4	10	N/A	N/A			10			Not Calculated
CCT8	n/a	Number of young people in serious housing need. (CYP 5.5.1)	Low Positive	number	262	230	290	325			250			 2 Quarters
CCT9	N/A	Substance misuse by young people PSA 14 - accessing support (This is a proxy measure for CYP 1.3.1 – NI115)	High Positive	number	260	265	143	170			265			 1 Quarter
CDO1	NI54	Services for disabled children PSA 12 (CYP 1.8.1)	High Positive	percentage	N/A	N/A	N/A	N/A			N/A		N/A	Not Calculated
CEW1	NI87	Secondary school persistent absence rate DCSF DSO (DCSF Statutory Early Years and Attainment Indicator) (CYP 3.3.6)	Low Positive	percentage	5.1%	5.0%	N/A	N/A			5.0%			Not Calculated
CEY1	NI199	Children and young peoples satisfaction with parks and play areas (CYP 3.5.3)	High Positive	percentage	N/A	N/A	N/A	N/A			N/A		N/A	Not Calculated
CLA14	NI51	Effectiveness of child and adolescent mental health (CAMHS) services (CYP 1.4.1)	High Positive	number	10	13	N/A	N/A			13			Not Calculated
CLA15	NI62	Stability of placements of looked after children: number of placements DCSF DSO (CYP 2.2.1)	Low Positive	percentage	13.6%	12.0%	13.1%	11.7%			12.3%			 2 Quarters
CLA16	NI63	Stability of placements of looked after children: length of placement DCSF DSO (CYP 2.2.1)	High Positive	percentage	63.0%	65.0%	66.1%	68.9%			68.9%			 2 Quarters
CLA17	NI148	Care leavers in education, employment or training PSA 16 (CYP 5.4.5)	High Positive	percentage	63.0%	64.0%	N/A	N/A			62.9%			Not Calculated
CLA18	NI147	Care leavers in suitable accommodation PSA 16 (CYP 5.5.2)	High Positive	percentage	88.7%	90.0%	N/A	N/A			88.7%			Not Calculated
CLI1	NI110	Young people's participation in positive activities PSA 14 (LAA Designated Indicator) (CYP 4.2.1)	High Positive	percentage	N/A	N/A	N/A	N/A			N/A		N/A	Not Calculated
CSC1	n/a	Improved compliance to child protection standards by all Local Safeguarding Board Partners (CYP 2.4.1)	High Positive	percentage	69.0%	85.0%	N/A	N/A			85.0%			Not Calculated

Local PI	National PI	Summary	Polarity	Measurement	Previous Outturn	Current Target	Quarter 1 Result	Quarter 2 Result	Quarter 3 Result	Quarter 4 Result	Proj. Outturn	Actual Outturn	Perf. vs Target	Trend
CSE1	NI99	Looked after children reaching level 4 in English at Key Stage 2 PSA 11 (DCSF Statutory Early Years and Attainment Indicator)(CYP 3.2.4)	High Positive	percentage	35.2%	47.3%	N/A	N/A			44.0%		A	Not Calculated
CSE2	NI100	Looked after children reaching level 4 in Maths at Key Stage 2 PSA 11 (DCSF Statutory Early Years and Attainment Indicator) (CYP 3.2.5)	High Positive	percentage	41.2%	47.3%	N/A	N/A			44.0%		A	Not Calculated
CSE3	NI101	Looked after children achieving 5 A*-C GCSEs (or equivalent) at Key Stage 4 (including English and Maths) PSA 11 (DCSF Statutory Early Years and Attainment Indicator) (CYP 3.4.3)	High Positive	percentage	13.0%	21.6%	8.0%	15.9%			20.1%		A	↗ 1 Quarter
CSI36	NI72	Achievement of at least 78 points across the Early Years Foundation Stage with at least 6 in each of the scales in Personal Social and Emotional Development and Communication, Language and Literacy PSA 10 (CYP 3.1.1)	High Positive	percentage	57.3%	58.5%	N/A	N/A			59.5%		G	Not Calculated
CSI37	NI73	Achievement at level 4 or above in both English and Maths at Key Stage 2 PSA 10 (DCSF Statutory Early Years and Attainment Indicator) (CYP 3.2.1)	High Positive	percentage	72.4%	77.2%	N/A	N/A			74.0%		G	Not Calculated
CSI38	NI74	Achievement at level 5 or above in both English and Maths at Key Stage 3 PSA 10 (DCSF Statutory Early Years and Attainment Indicator) (CYP 3.3.1)	High Positive	percentage	69.8%	73.9%	N/A	N/A			69.8%		A	Not Calculated
CSI39	NI75	Achievement of 5 or more A*-C grades at GCSE or equivalent including English and Maths PSA 10 (DCSF Statutory Early Years and Attainment Indicator) (CYP 3.3.3)	High Positive	percentage	45.7%	52.0%	N/A	N/A			49.5%		G	Not Calculated
CSI40	NI79	Achievement of a Level 2 qualification by the age of 19 PSA 10 (originally LAA non designated indicator) (CYP 5.2.2)	High Positive	percentage	70.9%	74.0%	N/A	N/A			72.0%		G	Not Calculated
CSI41	NI80	Achievement of a Level 3 qualification by the age of 19 PSA 10 (LAA Designated Indicator) (CYP 5.2.1)	High Positive	percentage	45.0%	49.0%	N/A	N/A			46.2%		A	Not Calculated
CSI42	NI83	Achievement at level 5 or above in Science at Key Stage 3 DCSF DSO (DCSF Statutory Early Years and Attainment Indicator) (CYP 3.3.2)	High Positive	percentage	75.2%	80.0%	N/A	N/A			75.2%		A	Not Calculated

Local PI	National PI	Summary	Polarity	Measurement	Previous Outturn	Current Target	Quarter 1 Result	Quarter 2 Result	Quarter 3 Result	Quarter 4 Result	Proj. Outturn	Actual Outturn	Perf. vs Target	Trend
CSI45	NI 92	Narrowing the gap between the lowest achieving 20% in the Early Years Foundation Stage Profile and the rest PSA 11 (DCSF Statutory Early Years and Attainment Indicator) (CYP 3.1.2)	Low Positive	percentage	32.2%	29.6%	N/A	N/A			30.1%		G	Not Calculated
CSI46	NI 93	Progression by 2 levels in English between Key Stage 1 and Key Stage 2 PSA 11 (DCSF Statutory Early Years and Attainment Indicator) (CYP 3.2.2)	High Positive	percentage	82.7%	86.9%	N/A	N/A			80.8%		A	Not Calculated
CSI47	NI 94	Progression by 2 levels in Maths between Key Stage 1 and Key Stage 2 PSA 11 (DCSF Statutory Early Years and Attainment Indicator) (CYP 3.2.3)	High Positive	percentage	76.1%	81.1%	N/A	N/A			75.4%		A	Not Calculated
CSI48	NI 95	Progression by 2 levels in English between Key Stage 2 and Key Stage 3 PSA 11 (DCSF Statutory Early Years and Attainment Indicator) (CYP 3.3.4)	High Positive	percentage	26.5%	32.8%	N/A	N/A			30.8%		A	Not Calculated
CSI49	NI 96	Progression by 2 levels in Maths between Key Stage 2 and Key Stage 3 PSA 11 (DCSF Statutory Early Years and Attainment Indicator) (CYP 3.3.5)	High Positive	percentage	59.8%	64.9%	N/A	N/A			59.8%		A	Not Calculated
CSI50	NI 97	Progression by 2 levels in English between Key Stage 3 and Key Stage 4 PSA 11 (DCSF Statutory Early Years and Attainment Indicator) (CYP 3.4.1)	High Positive	percentage	53.0%	59.5%	N/A	N/A			57.4%		G	Not Calculated
CSI51	NI 98	Progression by 2 levels in Maths between Key Stage 3 and Key Stage 4 PSA 11 (DCSF Statutory Early Years and Attainment Indicator) (CYP 3.4.2)	High Positive	percentage	23.8%	30.4%	N/A	N/A			18.6%		R	Not Calculated
CSI52	NI106	Young people from low income backgrounds progressing to higher education PSA 11 (CYP 5.4.3)	High Positive	percentage	N/A	N/A	N/A	N/A			N/A		N/A	Not Calculated
CSI53	NI117	16 to 18 year olds who are not in education, employment or training (NEET) PSA 14 - This indicator focuses on 20 hotspot areas (LAA Designated Indicator) (CYP 5.4.2)	Low Positive	percentage	10.9%	9.8%	11.3%	14.2%			9.8%		G	↘ 2 Quarters
CSI54	NI91	Participation of 17 year-olds in education or training DCSF DSO (CYP 5.1.1)	High Positive	percentage	77.8%	78.0%	N/A	N/A			78.0%		G	Not Calculated
CSI55	N/A	Tracking progression of 17 year olds in any structured learning (One year on after completing compulsory education) (CYP 5.1.2)	High Positive	percentage	81.7%	82.0%	N/A	N/A			82.0%		G	Not Calculated

Local PI	National PI	Summary	Polarity	Measurement	Previous Outturn	Current Target	Quarter 1 Result	Quarter 2 Result	Quarter 3 Result	Quarter 4 Result	Proj. Outturn	Actual Outturn	Perf. vs Target	Trend
CSI56	n/a	Percentage of those who had a Statement who are NEET (aged 16 - 19)(CYP 5.3.1)	Low Positive	percentage	12.7%	11.0%	11.9	12.1%			11.0%		G	↘ 1 Quarter
CSI57	NI90	Take up of 14-19 learning diplomas DCSF DSO (CYP 5.4.1)	High Positive	number	N/A	N/A	N/A	N/A			N/A		N/A	Not Calculated
CSI58	NI57	Children and young peoples participation in high quality PE and sport DCSF DSO (CYP 1.5.2)	High Positive	percentage	86.25%	90.0%	N/A	N/A			86.25%		G	Not Calculated
CSS3	NI65	Percentage of children becoming the subject of a Child Protection Plan for a second or subsequent time DCSF DSO (CYP 2.3.1)	Low Positive	percentage	12.1%	11.0%	14.9%	15.0%			14.3%		R	↘ 2 Quarters
CSS4	NI68	Percentage of referrals to children's social care going on to initial assessment DCSF DSO (LAA Designated Indicator) (CYP2.6.1)	High Positive	percentage	79.0%	79.0%	81.1%	81.6%			81.4%		G	↗ 2 Quarters
CSS5	NI64	Child Protection Plans lasting 2 years or more DCSF DSO (CYP 2.3.3)	Low Positive	percentage	4.7%	4.5%	3.9%	5.0%			4.5%		G	↘ 1 Quarter
CSS6	NI67	Percentage of child protection cases which were reviewed within required timescales DCSF DSO (The percentage of child protection cases which were reviewed regularly as a percentage of those cases that should have been reviewed during the year. PAF CF/C20) (CYP 2.3.3)	High Positive	percentage	100.0%	100.0%	100.0%	100.0%			100.0%		G	↗ 2 Quarters
CSS7	NI59	Percentage of initial assessments for children's social care carried out within 7 working days of referral DCSF DSO (Initial assessments completed within seven working days of referral.) (CYP 2.6.2)	High Positive	percentage	75.3%	85.0%	79.3%	82.2%			82.2%		G	↗ 2 Quarters
CSS8	NI 60	Percentage of core assessments that were completed within 35 working days of their commencement (PAF CF/C64) (CYP 2.6.3)	High Positive	percentage	69.7%	85.0%	72.4%	75.3%			78.4%		A	↗ 2 Quarters
CTP1	NI112	Under 18 conception rate (CYP 1.1.1)	Low Positive	percentage	43.2	30.9	N/A	N/A			41.5		R	Not Calculated
CY01	NI45	Young offenders engagement in suitable education, training and employment (CYP 5.4.4)	High Positive	percentage	71.6%	84.0%	80.1%	78.4%			78.9%		A	↘ 1 Quarter
CY02	NI111	First time entrants to the Youth Justice System aged 10-17 PSA 14 (LAA Designated Indicator) (CYP 4.3.1)	Low Positive	number	N/A	N/A	N/A	N/A			N/A		N/A	Not Calculated

Local PI	National PI	Summary	Polarity	Measurement	Previous Outturn	Current Target	Quarter 1 Result	Quarter 2 Result	Quarter 3 Result	Quarter 4 Result	Proj. Outturn	Actual Outturn	Perf. vs Target	Trend
CYO3	NI46	Young offenders access to suitable accommodation MoJ DSO (CYP 5.5.3)	High Positive	percentage	96.3%	98.0%	94.0%	95.0%			96.0%			 1 Quarter
DRS 11	NI 48	Number of children aged under 16 killed or seriously injured (KSI) in road traffic collisions (CYP 2.1.1)	High Positive	percentage	9.2%	N/A	N/A	N/A			N/A		N/A	Not Calculated
DRS 2 CAS04		Number of children (aged under 16 years) killed or seriously injured (KSI) in road traffic collisions. (proxy measure for DRS11 – NI 48)	Low Positive	number	21	31	4	7			30			 1 Quarter
DRS12	NI 198	Children travelling to school mode of transport usually used (To have no increase in the percentage of journeys to school by single occupancy cars as a proportion of all modes.)(CYP 1.5.1)	Low Positive	percentage	30.8	32.10%	N/A	N/A			32.10%			Not Calculated